

Avda. del Cid, 8
46134 - Foios - Valencia - España
Telf. (+34) 963 171 070

Customer Service:
admin.export@valvulasarco.es
Telf. (+34) 963 171 070
Fax. (+34) 961 499 609

Export Sales Department:
export@valvulasarco.es
Telf. (+34) 961 499 429
Fax. (+34) 961 499 609

www.valvulasarco.com

SYSTEMS • VALVES • FITTINGS



PLUMBING • GAS • HEATING




MARCH 2012

SYSTEMS
VALVES
FITTINGS

PLUMBING
GAS
HEATING

MARCH 2012





INDEX

ARCOPEX® & ARCOKAPÁ® SYSTEMS FOR PLUMBING AND HEATING INSTALLATIONS

PRESS SYSTEM (FITTINGS & JUCAR VALVES)

Pág. 13 - 14

Pág. 15 - 23

COMPRESSION SYSTEM (FITTINGS AND MANIFOLDS 1/4 TURN SYSTEM) **NEW**

Pág. 25 - 29

PLUMBING VALVES

A-80 (ANGLE VALVES)

Pág. 33 - 42

L (WASHING MACHINE VALVES)

Pág. 43 - 47

MINI (MINI VALVES)

Pág. 49 - 54

JARDIN (GARDEN TAPS)

Pág. 55 - 58

TAJO 2000/VA50 . OMEGA NPT (BALL VALVES PN₅₀)

Pág. 59 - 66

TURIA /VA40 (BALL VALVES PN₄₀)

Pág. 67 - 69

SENA /VA30 (BALL VALVES PN₃₀)

Pág. 71 - 73

NILE/VA25 (BALL VALVES PN₂₅)

Pág. 75 - 77

STOP (CHECK VALVES, GATE VALVES & FILTERS)

Pág. 79 - 81

SIL (WATERMETER VALVES & CONNECTIONS)

Pág. 83 - 91

TEXAS (EMBEDDED VALVES)

Pág. 93 - 96

MANIFOLDS 1/4 TURN ANTI-LIME (FIXED MANIFOLDS & MODULAR MANIFOLDS) **NEW**

Pág. 97 - 100

SOLAR VALVES

TAJO 2000 SOLAR

Pág. 103 - 105

HEATING VALVES

TEIDE (MANUAL AND THERMOSTATIC RADIATOR VALVES AND LOCKSHIELDS) **NEW**

Pág. 109 - 117

GAS VALVES

MIÑO (BALL VALVES)

Pág. 121 - 125

V SERIES (DOMESTIC GAS VALVES)

Pág. 127 - 135

TER (ANGLE GAS VALVE)

Pág. 137 - 140

SPECIAL GAS VALVES

Pág. 141 - 143

FITTINGS

BRASS

Pág. 145 - 152

BRONZE

Pág. 153 - 155

COPPER TAP CONNECTION

Pág. 157 - 158

GENERAL CONDITIONS OF SALE

Pág. 159 - 160



ANGLE VALVES,
WASHING MACHINE
& MINI VALVES

GARDEN TAPS

BALL VALVES
FOR WATER

CHECK VALVES,
GATE VALVES & FILTERS

WATERMETER VALVES
& CONNECTIONS

EMBEDDED VALVES

MANIFOLDS

SOLAR BALL VALVES

THERMOSTATIC &
MANUAL RADIATOR VALVES

GAS VALVES

FITTINGS

ARCO

From the beginning our history has been marked by continued investment in technology, for the excellent quality and great service capacity. With a brand recognized internationally for its strong presence in over 100 countries and excellent growth prospects, the company faces the challenges of the future with great optimism.

Innovation, design, quality, and safety valves define Arco products. Products that reinforce our leadership in the sector.

HISTORY: Since its inception in 1973, Arc is a family business dedicated to the manufacture of safety valves for gas installations, plumbing, heating and plumbing.

Arco is now the only Spanish manufacturer, a leader in the domestic and European markets, thanks to the confidence of our customers, we work every day to develop solutions faster, easier and safer.

We manufacture quality for maximum safety.

BUSINESS LINES: Their business approach is focused on constant research and development of new products, high quality and safety of themselves, and a personalized service and customer care.

His effort to meet and understand customer needs and market make it a company Arco agile and flexible to changes and environmental demands.

Arco offers comprehensive solutions for fleet valves, ball, flush, hold, for plumbing and ACS, as well as valves, heating and gas.

The new product line and Arcokapa Arcopex solutions are simple, safe and fast based on multilayer PEX pipe, valves and pressing, for plumbing and heating, a system endorsed by all levels of quality, safety and innovation ARCO characterize.

SOLUTION: With total control of the manufacturing process can Arco ensure the highest quality and safety in their products. Our research capabilities ensure the development of increasingly innovative products that provide a solution to market needs.

The new product line and Arcokapa Arcopex solutions are simple, safe and fast based on multilayer PEX pipe, valves and pressing, for plumbing and heating, a system endorsed by all levels of quality, safety and innovation ARCO characterize.

ENVIRONMENTAL PROTECTION: Our company contributes to a green economy and sustainable development, with the application of an environmental management with our innovative manufacturing technology, galvanizing processes with good waste management, with a significant reduction in water consumption and for chemicals, as well as energy consumption and pollutant emissions.

In the Department of Research and Development of Arc constantly working to optimize our use of safety valves to achieve optimum performance and comfort, durability and minimal water flow.

Arco have developed products that provide water savings, energy, and the pressure regulator, solar ball valves, valves of Calc, all compatible with the environment and conserve resources.

INFRASTRUCTURE: We currently have two production plants, a plant in Tunisia to 15.00m² and two production plants in Valencia 72.000m², which have been constructed so that all processes are carried out with rigor and efficiency. A work environment capable of synthesizing technology, quality and design, indispensable tools to perform many complex projects.

WORLDWIDE: Arco is present in over 100 countries around the world. With a strong structure of commercial agents and distributors, excellent infrastructure and above all a great team, Arco is considered a leader in the domestic market and is among the top 10 companies worldwide. Arco is consolidated and between one of the world's leading companies in its sector.

MORE THAN A STANDARD: Arco, according to its quality policy, has maintained its accreditations and certifications obtained. Its products are endorsed and certified by competent bodies in each country.

We work to achieve a safer world. Thus, we were the first manufacturer in Spain that has been certified by AENOR N gas valves. Our concern to offer the maximum guarantee on all our products means that we are part of the Technical Committee of Standardization 60 for gas equipment and accessories, certification Technical Committee 53 of gas equipment and accessories and the Working Group of the Committee for Standardisation of gas in Spain. Arco is certified ISO 14001 and ISO 9001 certificates attesting to Arc as friendly company and committed to the environment through its integrated management system for Quality and Environment.

(You can put the logos of the certification)



COMMUNICATION: Arco is oriented mainly to the people, for this reason has a large marketing department that studies and develops the necessary tools with a single purpose: communication.

Arco develops integrated communication comprising different media ever wider. Is present in the most important fairs of the sector as a platform to support our customers, distributors and wholesalers.

Continuously organize training courses in different schools, institutes and workshops for future professionals in order to make a real vision of the production process of the valve.

PRODUCT CERTIFICATES



SPAIN



SLOVAKIA



GERMANY



HUNGARY



ROMANIA



AUSTRALIA



FRANCE



RUSSIA



AUSTRALIA



HOLAND



BELGAQUA

BELGIUM



CHINA



USA



CANADA



EUROPE



AUSTRALIA



POLAND



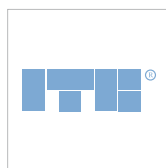
POLAND




CROATIA



FRANCE



POLAND



PORTUGAL



APPLIED SOLUTIONS TO ARCO PRODUCTS

ARCO has developed different solutions adapted to the needs of the market, helping to solve common problems both during installation and in the maintenance of the valves.

● ANTI-LIME

Solutions to minimize the effects of lime and premature aging of the valve.

● ANTI-IMPURITIES

Solutions to prevent entry of small solids, lime deposits and other impurities, protecting other elements of the installation as the faucet.

● HIGH TEMPERATURES

Solutions to allow the valve to work at high temperatures and solar thermal heating installations.

● AGGRESSIVE ENVIRONMENTS

Solutions for ball valves installed in harsh environments, mainly due to the proximity of marine environments with plenty of humidity.

● AGGRESSIVE WATERS

Solutions designed for valves with direct contact with aggressive waters where conditions of service cause dezincification on valves.

● FAST CONNECTION

Solutions to thread directly into the water supply installation and save in installation time by up to 30%.

● ANTI-RETURN

Solutions designed to prevent drinking water contamination caused by backflow of polluted water into distribution networks.

● SMALL SPACES

Solutions for systems with inaccessible or confined spaces.

● SBA SYSTEM SOLUTIONS (LOCKING SYSTEM FRAUD)

The SBA locking system allows to lock the valve in a closed position and prevents tampering thereof by unauthorized personnel.



SOLUTION

ANTI-LIME

In those applications and distribution networks where the water hardness, combined with high temperatures and low operating frequency of the valve, favors the precipitation of lime on the bolt, preventing the valve maneuver with time and eventually causing loss of tightness. Arco has developed anti-cal solutions for both household valves, valves as distribution networks for water and industrial applications. These solutions minimize the effects of lime and premature aging of the valve.

Main properties of anti-cal solutions:

- Nonstick, prevents limescale and other impurities from the water can adhere permanently to the treated surfaces.
- Improves valve actuation.
- Increased durability of the valve.
- Ensuring long-term sealing.

A. Anti-lime solution in domestic valves

The axle-ball valves A-80 squadron and washing machine is manufactured in one piece with a polymer that prevents the growth of the lime on its surface.



B. Anti-lime solution in valves for water supply and industrial applications:

The shutter dial is made of brass and its surface is applied a coating of Teflon[®], which also prevent the adhesion of lime on its surface has a high temperature resistance (up to 220 ° C) for demanding industrial applications.





SOLUTION

ANTI-IMPURITIES

The filter has been designed exclusively for ARCO valves, valves built in connection to equipment in use in indoor plumbing, square and straight valves for washing machine, dishwasher, sink, etc.

For the main characteristic of filter, are particularly suited to prevent the entry of small solids, lime deposits and other impurities, protecting other elements of the installation of value (cost of service and product) and the faucet.

All square filter valves have the same conditions of service that the other models in the series:

- Nominal pressure: 16 Bar.
- Temperature: cold water and heat to 95 ° C.
- Test Pressure: 25 Bar.
- Medium: drinking water and hot water.

Depending on the geometry of the valve using 2 different filter types:

A. Monoblock filter

Plug and filter are manufactured in one piece.

Made with a polymer called "metal substitutes", their mechanical properties have been improved and are closer to those of metals

It also prevents the formation of lime to the filter, staying clean longer, keeping a constant flow rate over time.



B. Front filter

Filter element made of polymer and metal cap attached to the end by binding non-detachable. It also prevents the formation of lime to the filter, staying clean longer, maintaining a constant flow for longer.





SOLUTION

HIGH TEMPERATURES

Ball valve model for high temperatures has been designed for all those applications where the installed valve will work with high temperatures. These valves are mainly intended for solar heating and central heating systems.

- Service temperature: from -30° (excluding frost) up to 180°C.
- Temperature peaks up to 220°C
- Working fluid: water and glycol solutions.

ARCO 's ball valve technical features have been designed for this type of installations, allowing a perfect working under external condition, without any wear of its components.

Its main outstanding features that allows the valves to work continuity at high temperature are:

- PTFE modified seat
- VITON® o-rings
- Tamper proof system (same system used in gas valves)



SOLUTION

AGGRESSIVE ENVIRONMENTS

Solutions for ball valves installed in harsh environments, mainly due to the proximity of marine environments with plenty of humidity.

These valves incorporate both over as the head nut in stainless steel, ensuring greater resistance to corrosion.





SOLUTION

AGGRESSIVE WATERS

This solution has been designed for valve in contact with corrosive water where the service conditions can produce the loss of zinc and so on to the corrosion and so on the valve valve corrosion.

The loss of zinc is produced under the following conditions:

- Waters with high level of oxygen or carbon dioxide.
- Hold back waters or with low movement.
- Partially acid waters, with low salts content and ambient temperature
- Waters with low pH and mineralization combined with oxygen.
- Waters with high concentration of chloride ion.

The most common signs that identify the loss of zinc process in a valve are the following:

- White oxide low adherence sediment
- Mineral stain in the external surface
- Small leaks in the affected areas

The Use a DR brass (loss zinc resistant brass) avoid the loss of zinc giving the valve a total resistance and protection against all the situations described in the previous lines.



SOLUTION

FAST CONNECTION

The quick connect valves squadron of A-80 series are models with a Teflon ring in the entry thread.

These valves may be threaded directly into the water supply without the need for teflon tape, hemp, ... or any other sealant.

The Teflon ring tapping valves are a fast connection to the water supply that allows installation time savings of up to 30%, as well as its cost of sealing element.

Quick connection
teflon tape ring





SOLUTION

ANTI-RETURN

Solutions designed to prevent contamination of drinking water can cause the backflow of water in distribution networks.

Valves with anti-return bracket used in indoor plumbing and can cut water supply to sinks, toilets, washing machines, tanks and other consumer items to proceed with repair or replacement.

All valves ARCOH models with non-return valve incorporated into a system of EB type as classified defense units specified in EN 1717.

The system of protection against contamination of drinking water in the reflux of water facilities, is certified by the entity Belgaqua (Belgium).

All square filter valves have the same conditions of service that the other models in the series:

- Nominal pressure: 16 Bar
- Temperature: cold water and heat to 95 ° C.
- Test Pressure: 25 Bar
- Medium: drinking water and hot water.



SOLUCIÓN

SMALL SPACES

Valves A-80 squad for Small Spaces is a very compact valve model, because of their size, are easy to install in inaccessible or confined spaces.

Construction features:

- Easy installation.
- Compact.
- Valves are suitable reduced space when the installation space is reduced, reducing the interior or exterior of tanks, or when there is not much gap between the wall and the toilet.
- A variety of threaded connections (female or male), coupling nuts, nut and bicone for copper.





SOLUTION

SBA SYSTEM SOLUTIONS (LOCKING SYSTEM FRAUD)

The locking system fraud "SBA" is a patented system that is designed for exclusive use in the valves of ARCO, guaranteeing 100% security.

The SBA locking system to lock the valve closed position and prevents tampering thereof by unauthorized personnel.

The SBA system is a robust, yet simple, which consists of only 2 components, plus the operation key.

1. Special lock nut, made of steel, cylindrical outer shape and drive at the top.



2. Outer sleeve, made of steel, fulfills its mission to protect the outer surface of the nut, preventing this from being activated by the use of tools of pressure acting on the outside.



Key Drive, has a head with a special and unique design that matches the nut housing.



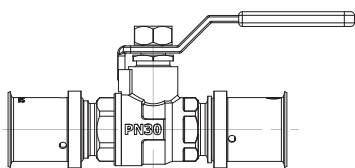
The SBA installation is quick and simple:

- Close the valve.
- Remove the knob and install it in the locked position.
- Insert the cap and then the special nut.
- Tighten with the special key.

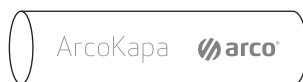


ARCOPEX® & ARCOKAPA® SYSTEMS FOR PLUMBING AN HEATING INSTALLATIONS

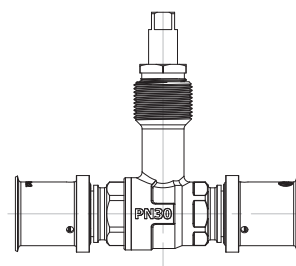
ArcoPex® & ArcoKapa® are plumbing and heating systems, simple, safe and fast for the facilities, maintaining levels of quality, safety and innovation that characterize ARCO. Integral solutions of pipes, valves and fittings pressing.



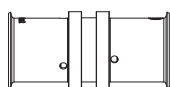
BALL VALVES



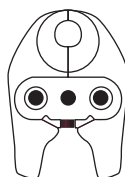
PEX & MULTILAYER
PIPES



EMBEDDED VALVES



FITTINGS



TOOLS

Solutions of multilayer pipe recommended for all heating installations: Common canceled and under floor heating

MULTILAYER PERT-AL-PERT PIPE IN COIL



Code	Size	Lenght	Packaging
841010	16 x 2,00	100 m	1.800 m / 2.700 m
841020	20 x 2,00	100 m	1.200 m / 1.800 m
841030	20 x 2,25	100 m	1.200 m / 1.800 m
841040	25 x 2,50	50 m	1.200 m / 1.800 m
841050	26 x 3,00	50 m	1.200 m / 1.800 m
841060	32 x 3,00	50 m	400 m / 600 m

MULTILAYER PERT-AL-PERT PIPE IN BAR



Code	Size	Lenght	Packaging
841110	16 x 2,00	5 m	60 m
841120	20 x 2,00	5 m	50 m
841130	20 x 2,25	5 m	50 m
841140	25 x 2,50	5 m	45 m
841150	26 x 3,00	5 m	45 m
841160	32 x 3,00	5 m	35 m
841170	40 x 4,00	5 m	20 m
841180	50 x 4,50	5 m	20 m
841190	63 x 6,00	5 m	15 m
841200	75 x 7,50	5 m	5 m

Solutions at cross-linked polyethylene pipe recommended for water supply and air conditioning installation

POLYTHENE CROSS-LINKED PEX-A PIPE IN COIL



Code	Size	Lenght	Packaging
840010	16 x 2,00	100 m	2.000 m
840020	20 x 2,00	100 m	1.300 m
840030	25 x 2,25	100 m	1.300 m
840040	25 x 2,50	50 m	650 m
840060	32 x 3,00	50 m	350 m

POLYTHENE CROSS-LINKED PEX-A PIPE IN BAR



Code	Size	Lenght	Packaging
840110	16 x 2,00	5 m	200 m
840120	20 x 2,00	5 m	150 m
840140	25 x 2,50	5 m	100 m
840160	32 x 3,00	5 m	75 m



PRESS SYSTEM

'Cause life is easier

ArcoPex® & ArcoKapa® are plumbing and heating simple, fast and safe for plumbing and heating, maintaining levels of quality, safety and innovation that characterize ARCO. At ARCO we have put in place the installer, we have all kinds of tests and we have innovated to achieve what our customers expect from us: security without difficulty.

“Cause life is easier” when you offer the latest technology and when technology is simplicity.

ArcoKapa® System:

Recommended for heating views, recessed or floor heating. ArcoKapa pipe is characterized by multilayer low expansion, higher strength and its high malleability that facilitates installation in underfloor heating and facilities views. It also incorporates a layer of aluminum-oxygen barrier.

ArcoPex® System:

Recommended for plumbing and ACS. ArcoPex pipe supports crosslinked polyethylene best peaks of pressure and temperature because it has a wall thickness superior to the standard pex.

Comprehensive responses:


- Simplicity in installation, accessories and compatible with our tubes valves ArcoPex® and ArcoKapa®
- Valves and fittings with three O-rings: Triple security against leaks and sealing maximum security.
- A single valve or fitting for two types of pressing jaws U or TH profiles.

FITTINGS ArcoPex® & ArcoKapa®

Fittings and valves with triple safety against leaking for ARCOPEX® & ARCOKAPA®


MOVING COUPLING FEMALE



Code	Size	Finishing	
842010	16 x 2,00 - 1/2F	Tin-plating	40
842015	16 x 2,00 - 3/4F	Tin-plating	40
842020	20 x 2,00 - 1/2F	Tin-plating	40
842025	20 x 2,00 - 3/4F	Tin-plating	40
842030	20 x 2,25 - 1/2F	Tin-plating	40
842035	20 x 2,25 - 3/4F	Tin-plating	40
842040	25 x 2,50 - 3/4F	Tin-plating	40
842045	25 x 2,50 - 1F	Tin-plating	40
842050	26 x 3,00 - 3/4F	Tin-plating	40
842055	26 x 3,00 - 1F	Tin-plating	40
842060	32 x 3,00 - 1 1/4H	Tin-plating	40


FIXED COUPLING FEMALE



Code	Size	Finishing	
843010	16 x 2,00 - 1/2F	Tin-plating	40
843015	20 x 2,00 - 1/2F	Tin-plating	40
843020	20 x 2,00 - 3/4F	Tin-plating	40
843025	20 x 2,25 - 1/2F	Tin-plating	40
843030	20 x 2,25 - 3/4F	Tin-plating	40
843035	25 x 2,50 - 3/4F	Tin-plating	40
843040	25 x 2,50 - 1F	Tin-plating	40
843045	26 x 3,00 - 3/4F	Tin-plating	40
843050	26 x 3,00 - 1F	Tin-plating	40
843055	32 x 3,00 - 1F	Tin-plating	40
843065	50 x 4,50 - 1-1/2 H	Tin-plating	40

FIXED COUPLING MALE




Code	Size	Finishing	
844010	16 x 2,00 - 1/2M	Tin-plating	40
844015	20 x 2,00 - 1/2M	Tin-plating	40
844020	20 x 2,00 - 3/4M	Tin-plating	40
844025	20 x 2,25 - 1/2M	Tin-plating	40
844030	20 x 2,25 - 3/4M	Tin-plating	40
844035	25 x 2,50 - 3/4M	Tin-plating	40
844040	25 x 2,50 - 1M	Tin-plating	40
844045	26 x 3,00 - 3/4M	Tin-plating	40
844050	26 x 3,00 - 1M	Tin-plating	40
844055	32 x 3,00 - 1M	Tin-plating	40
844065	50 x 4,50 - 1-1/2 M	Tin-plating	40
844070	63 x 6,00 - 2M	Tin-plating	40

FITTINGS ArcoPex® & ArcoKapa®

Fittings and valves with triple safety against leaking for ARCOPEX® & ARCOKAPA®


STRAIGHT COUPLING



Code	Size	Finishing	
845010	16 x 2,00	Tin-plating	40
845015	20 x 2,00	Tin-plating	40
845020	20 x 2,25	Tin-plating	40
845025	25 x 2,50	Tin-plating	40
845030	26 x 3,00	Tin-plating	40
845035	32 x 3,00	Tin-plating	40
845045	50 x 4,50	Tin-plating	40
845050	63 x 6,50	Tin-plating	40


REDUCING COUPLING



Code	Size	Finishing	
846010	20 x 2,00 - 16 x 2,00	Tin-plating	40
846015	20 x 2,25 - 16 x 2,00	Tin-plating	40
846020	25 x 2,50 - 16 x 2,00	Tin-plating	40
846025	25 x 2,50 - 20 x 2,00	Tin-plating	40
846030	25 x 2,50 - 20 x 2,25	Tin-plating	40
846035	26 x 3,00 - 16 x 2,00	Tin-plating	40
846040	26 x 3,00 - 20 x 2,00	Tin-plating	40
846042	26 x 3,00 - 20 x 2,25	Tin-plating	40
846045	32 x 3,00 - 25 x 2,50	Tin-plating	40
846050	32 x 3,00 - 26 x 3,00	Tin-plating	40


ELBOW DOUBLE



Code	Size	Finishing	
847010	16 x 2,00	Tin-plating	40
847015	20 x 2,00	Tin-plating	40
847020	20 x 2,25	Tin-plating	40
847025	25 x 2,50	Tin-plating	40
847030	26 x 3,00	Tin-plating	40
847035	32 x 3,00	Tin-plating	32
847045	50 x 4,50	Tin-plating	40
847050	63 x 6,00	Tin-plating	32

ELBOW FEMALE




Code	Size	Finishing	
848010	16 x 2,00 - 1/2F	Tin-plating	40
848015	20 x 2,00 - 1/2F	Tin-plating	40
848020	20 x 2,00 - 3/4F	Tin-plating	40
848025	20 x 2,25 - 1/2F	Tin-plating	40
848030	20 x 2,25 - 3/4F	Tin-plating	40
848035	25 x 2,50 - 3/4F	Tin-plating	40
848040	26 x 3,00 - 3/4F	Tin-plating	40
848045	32 x 3,00 - 1F	Tin-plating	40

FITTINGS ArcoPex® & ArcoKapa®

Fittings and valves with triple safety against leaking for ARCOPEX® & ARCOKAPA®

ELBOW MALE



Code	Size	Finishing	
849010	16 x 2,00 - 1/2M	Tin-plating	40
849015	20 x 2,00 - 1/2M	Tin-plating	40
849020	20 x 2,00 - 3/4M	Tin-plating	40
849025	20 x 2,25 - 1/2M	Tin-plating	40
849030	20 x 2,25 - 3/4M	Tin-plating	40
849035	25 x 2,50 - 3/4M	Tin-plating	40
849040	26 x 3,00 - 3/4M	Tin-plating	40
849045	32 x 3,00 - 1M	Tin-plating	40


ELBOW FIXATION BASE



Code	Size	Finishing	
850010	16 x 2,00 - 1/2F	Tin-plating	40
850015	20 x 2,00 - 1/2F	Tin-plating	40
850020	20 x 2,25 - 1/2F	Tin-plating	40


EQUAL TEE



Code	Size	Finishing	
851010	16 x 2,00	Tin-plating	40
851015	20 x 2,00	Tin-plating	40
851020	20 x 2,25	Tin-plating	40
851025	25 x 2,50	Tin-plating	32
851030	26 x 3,00	Tin-plating	32
851035	32 x 3,00	Tin-plating	16
851045	50 x 4,50	Tin-plating	16

TEE FEMALE



Code	Size	Finishing	
853010	16 x 2,00 - 1/2F - 16 x 2,00	Tin-plating	40
853020	20 x 2,00 - 1/2F - 20 x 2,00	Tin-plating	40
853030	20 x 2,25 - 1/2F - 20 x 2,25	Tin-plating	40
853040	25 x 2,50 - 1/2F - 25 x 2,50	Tin-plating	40
853050	25 x 2,50 - 3/4F - 25 x 2,50	Tin-plating	32
853060	26 x 3,00 - 1/2F - 26 x 3,00	Tin-plating	40
853070	26 x 3,00 - 3/4F - 26 x 3,00	Tin-plating	32
853080	32 x 3,00 - 3/4F - 32 x 3,00	Tin-plating	24

FITTINGS ArcoPex® & ArcoKapa®

Fittings and valves with triple safety against leaking for ARCOPEX® & ARCOKAPA®

TEE REDUCING



Code	Size	Finishing	
852010	16 x 2,00 - 20 x 2,00 - 16 x 2,00	Tin-plating	40
852020	16 x 2,00 - 20 x 2,25 - 16 x 2,00	Tin-plating	40
852030	20 x 2,00 - 16 x 2,00 - 16 x 2,00	Tin-plating	40
852040	20 x 2,00 - 16 x 2,00 - 20 x 2,00	Tin-plating	40
852050	20 x 2,00 - 20 x 2,00 - 16 x 2,00	Tin-plating	40
852060	20 x 2,25 - 16 x 2,00 - 16 x 2,00	Tin-plating	40
852070	20 x 2,25 - 16 x 2,00 - 20 x 2,25	Tin-plating	40
852080	20 x 2,25 - 20 x 2,25 - 16 x 2,00	Tin-plating	40
852086	25 x 2,50 - 16 x 2,00 - 20 x 2,00	Tin-plating	40
852090	25 x 2,50 - 16 x 2,00 - 20 x 2,25	Tin-plating	40
852100	25 x 2,50 - 16 x 2,00 - 25 x 2,50	Tin-plating	40
852110	25 x 2,50 - 16 x 2,00 - 16 x 2,00	Tin-plating	40
852116	25 x 2,50 - 20 x 2,00 - 20 x 2,00	Tin-plating	40
852120	25 x 2,50 - 20 x 2,25 - 20 x 2,25	Tin-plating	40
852126	25 x 2,50 - 20 x 2,00 - 25 x 2,50	Tin-plating	40
852130	25 x 2,50 - 20 x 2,25 - 25 x 2,50	Tin-plating	40
852140	26 x 3,00 - 16 x 2,00 - 20 x 2,00	Tin-plating	40
852146	26 x 3,00 - 16 x 2,00 - 20 x 2,25	Tin-plating	40
852150	26 x 3,00 - 16 x 2,00 - 26 x 2,00	Tin-plating	40
852160	26 x 3,00 - 16 x 2,00 - 16 x 2,00	Tin-plating	40
852170	26 x 3,00 - 20 x 2,00 - 20 x 2,00	Tin-plating	40
852176	26 x 3,00 - 20 x 2,25 - 20 x 2,25	Tin-plating	40
852180	26 x 3,00 - 20 x 2,00 - 26 x 3,00	Tin-plating	40
852186	26 x 3,00 - 20 x 2,25 - 26 x 3,00	Tin-plating	40
852190	32 x 3,00 - 20 x 2,00 - 32 x 3,00	Tin-plating	24
852200	32 x 3,00 - 20 x 2,25 - 32 x 3,00	Tin-plating	24
852210	32 x 3,00 - 25 x 2,50 - 25 x 2,50	Tin-plating	24
852220	32 x 3,00 - 25 x 2,50 - 32 x 3,00	Tin-plating	24
852230	32 x 3,00 - 26 x 3,00 - 26 x 3,00	Tin-plating	24
852240	32 x 3,00 - 26 x 3,00 - 32 x 3,00	Tin-plating	24
852300	50 x 4,50 - 32 x 3,00 - 50 x 4,50	Tin-plating	24
852330	63 x 6,00 - 32 x 3,00 - 63 x 6,00	Tin-plating	24

DISTRIBUTORS



	Code	Size	Finishing	
4 WAYS	854010	20 x 2,25 - 20 x 2,25 - 16 x 2,00 - 16 x 2,00	Tin-plating	32
	854015	20 x 2,00 - 20 x 2,00 - 16 x 2,00 - 16 x 2,00	Tin-plating	32
	854020	25 x 2,50 - 20 x 2,25 - 16 x 2,00 - 16 x 2,00	Tin-plating	32
5 WAYS	854025	26 x 3,00 - 20 x 2,00 - 16 x 2,00 - 16 x 2,00	Tin-plating	32
	854030	20 x 2,25 - 20 x 2,25 - 16 x 2,00 - 16 x 2,00 - 16 x 2,00	Tin-plating	32
	854035	20 x 2,00 - 20 x 2,00 - 16 x 2,00 - 16 x 2,00 - 16 x 2,00	Tin-plating	32
	854040	25 x 2,50 - 20 x 2,25 - 16 x 2,00 - 16 x 2,00 - 16 x 2,00	Tin-plating	32
	854045	26 x 3,00 - 20 x 2,00 - 16 x 2,00 - 16 x 2,00 - 16 x 2,00	Tin-plating	24

FIXING PLATE

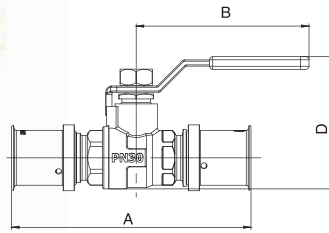


Code	Size	
855010	One size	100

ArcoPex® & ArcoKapa® VALVES - JUCAR / PN30

Embedded and ball valves for cold and hot water plumbing installations

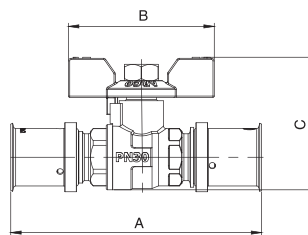
JUCAR LINE LEVER HANDLE



Code	Size		
37110	16 x 2,00	5	20
37120	20 x 2,00	5	20
37130	20 x 2,25	5	20
37140	25 x 2,50	5	20
37150	26 x 3,00	5	20
37160	32 x 3,00	5	20

SIZE	A	B	C
16 x 2,00	92	68	54
20 x 2,00	96	68	54
20 x 2,25	96	68	54
25 x 2,50	119	93	62
26 x 3,00	119	93	62
32 x 3,00	125	93	70

JUCAR LINE BUTTERFLY HANDLE



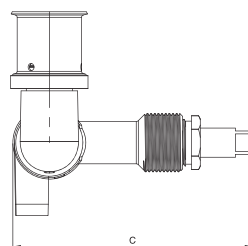
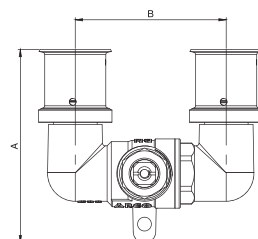
Code	Size		
37210	16 x 2,00	5	20
37220	20 x 2,00	5	20
37230	20 x 2,25	5	20
37240	25 x 2,50	5	20
37250	26 x 3,00	5	20
37260	32 x 3,00	5	20

SIZE	A	B	C
16 x 2,00	92	56	51
20 x 2,00	96	56	51
20 x 2,25	96	56	51
25 x 2,50	119	56	53
26 x 3,00	119	56	53
32 x 3,00	125	56	62

JUCAR EMBEDDED IN U



One-piece-body



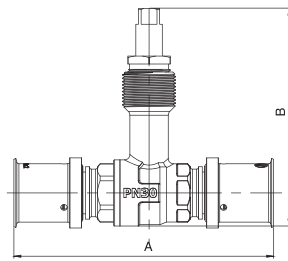
Code	Size		
36720	20 x 2,00	5	20
36730	20 x 2,25	5	20
36740	25 x 2,50	5	20
36750	26 x 3,00	5	20

SIZE	A	B	C
20 x 2,00	70	55	82
20 x 2,25	70	55	82
25 x 2,50	78	63	86
26 x 3,00	78	63	86

ArcoPex® & ArcoKapa® VALVES - JUCAR / PN30

Embedded and ball valves for cold and hot water plumbing installations

JUCAR EMBEDDED

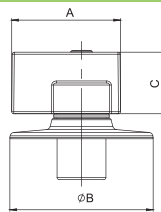


Code	Size		
36610	16 x 2,00	5	20
36620	20 x 2,00	5	20
36630	20 x 2,25	5	20
36640	25 x 2,50	5	20
36650	26 x 3,00	5	20
36660	32 x 3,00	4	16

SIZE	A	B
16 x 2,00	92	82
20 x 2,00	96	82
20 x 2,25	96	82
25 x 2,50	119	85
26 x 3,00	119	85
32 x 3,00	125	93

HANDLES FOR EMBEDDED VALVES

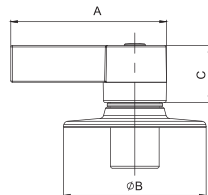
HANDLE AND ROSETTE MASTER



Code	Finishing		
08235	Chrome	5	20

A	B	C
53	∅ 70	30

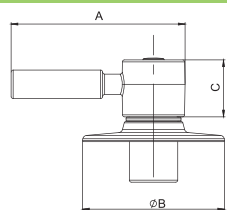
HANDLE AND ROSETTE LEVER



Code	Finishing		
08230	Chrome	5	20

A	B	C
76	∅ 70	28

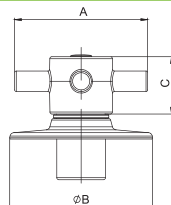
HANDLE AND ROSETTE TECH



Code	Finishing		
08240	Chrome	5	20

A	B	C
86	∅ 70	28

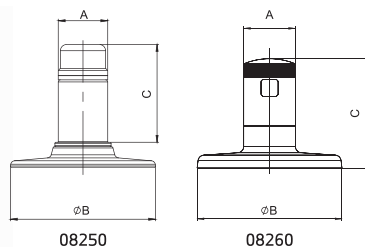
HANDLE AND ROSETTE STAR



Code	Finishing		
08245	Chrome	5	20

A	B	C
65	∅ 70	28

HANDLE AND ROSETTE CONCEALED



Code	Finishing		
08250	Chrome	5	20
08260	Metal chrome	5	20

REF.	A	B	C
08250	24	∅ 70	47
08260	25	∅ 70	53

MINI PRESS MACHINE ACC 16 - 32



Code	Size
856011	From 16 to 32 Ion Litio

Includes battery 12V - 1 '3Ah, rapid charger and metallic box. It does not include tongs.

MINI PRESS MACHINE ACC 16 - 32



Code	Size
856021	From 16 to 108 Ion Litio

Includes battery 12V - 1 '3Ah, rapid charger and metallic box. It does not include tongs.

MANUAL RADIAL PRESS TOOL



Code	Size
856030	10 - 26 Without pressing tong

Only for press machine ACC 16 - 108

BATTERY



Code	Type
856081	14V - 1 '3Ah Ion Litio
856086	14V - 2 '2Ah Ion Litio

RAPID CHARGER



Code	Type
856091	230V, 50-60HZ, 50W Bateria Ion Litio

VOLTAGE SUPPLY FOR BATTERY PRESSES



Code	Type
856096	230 V Para Máquina Ion Litio

ARCO PRESSING JAWS WITH U PROFILE FOR MINI PRESS MACHINE ACC 16-32



Code	Size
857075	U16
857080	U20
857085	U25
857090	U32

Do not use for manual radial press tool..

ARCO PRESSING TONG WITH U CLOSING FOR PRESS MACHINE ACC 16-108



Code	Size
857010	U16
857015	U20
857020	U25
857030	U32

ARCO PRESSING TONG WITH TH CLOSING MINI PRESS MACHINE ACC 16-32



Code	Size
857175	TH16
857180	TH20
857185	TH26
857190	TH32

Do not use for manual radial press tool.

ARCO PRESSING TONG WITH TH CLOSING PRESS MACHINE ACC 16-108




Code	Size
857110	TH16
857115	TH20
857125	TH26
857130	TH32

CALIBRATOR



Code	Size
858010	16 x 2,00 - 20 x 2,00 - 25 x 2,50 - 26 x 3,00
858015	16 x 2,00 - 20 x 2,25 - 25 x 2,50 - 26 x 3,00
858020	32 x 3,00
858025	40 x 4,00 - 50 x 4,50 - 63 x 6,00



COMPRESSION SYSTEM

COMPRESSION FITTINGS MANIFOLDS ANTI-LIME 1/4 TURN

NEW

Scope:

Compression fittings for PEX pipes and plumbing systems Multilayer are simple and safe for plumbing and heating.

Terms of Service:

Nominal pressure: 16 bar
Test pressure: 25 bar
Medium: drinking water and hot water
Temperature: cold and hot water to 95 °C

Key Features:

- A single fixture for the two types of pipe and ARCOKAPA ARCOPEX
- Main body and connect nozzle manufactured in one piece.
- Metal components made of brass and CW617N CW614N European
- Chrome finish
- Nozzle double EPDM O-Ring

COMPRESSION FITTINGS

MALE STRAIGHT FITTING



Code	Size		
863505	16 x 3/8	10	150
863510	16 x 1/2	10	150
863515	16 x 3/4	10	120
863520	20 x 1/2	10	100
863525	20 x 3/4	10	100
863540	26 x 3/4	5	50
863545	26 x 1	5	50
863550	32 x 1/0	5	40

FEMALE STRAIGHT FITTING



Code	Size		
863005	16 x 3/8	10	150
863010	16 x 1/2	10	150
863015	16 x 3/4	10	120
863020	20 x 1/2	10	100
863025	20 x 3/4	10	100
863055	26 x 3/4	5	50
863060	26 x 1	5	50
863065	32 x 1/0	5	40

STRAIGHT FITTING



Code	Size		
864010	16 x 16	10	120
864015	20 x 20	10	80
864020	26 x 26	5	40
864025	32 x 32	5	30

REDUCING STRAIGHT FITTING



Code	Size		
864510	20 x 16	10	100
864535	26 x 16	5	35
864540	26 x 20	5	35

FEMALE ELBOW



Code	Size		
865510	16 x 1/2	10	100
865515	16 x 3/4	10	80
865520	20 x 1/2	10	80
865525	20 x 3/4	10	60
865540	26 x 3/4	5	40
865545	26 x 1	5	40
865555	32 x 1/0	5	25

MALE ELBOW



Code	Size		
866010	16 x 1/2	10	120
866015	16 x 3/4	10	100
866020	20 x 1/2	10	80
866025	20 x 3/4	10	60
866050	26 x 3/4	5	40
866055	26 x 1/0	5	40
866060	32 x 1/0	5	25

WALL PLATE ELBOW



Code	Size		
860010	16 x 1/2	10	60
860015	16 x 3/4	10	50
860020	20 x 1/2	10	50
860025	20 x 3/4	10	40

ELBOW



Code	Size		
865010	16 x 16	10	100
865015	20 x 20	10	60
865030	26 x 26	5	40
865035	32 x 32	5	20

FEMALE TEE



Code	Size		
867010	16 x 1/2 x 16	10	70
867020	20 x 3/4 x 20	10	50

TEE



Code	Size		
860010	16 x 16 x 16	10	120
860015	20 x 20 x 20	10	100
860020	26 x 26 x 26	10	80
860025	32 x 32 x 32	10	60

MANIFOLDS ANTI-LIME 1/4 TURN

Open- Close 1/4 Turn System

FAST CONNECTION • + ANTI-LIME •

MODULAR MANIFOLD ANTI-LIME 1/4 TURN

COMING SOON



FIT SYSTEM

1. Guide



2. Fit



3. Turn



4. Block



Main constructive features:

- **ANTI-LIME SOLUTION.**
Stem and ball are manufactured in one piece made of special anti-lime technology, which increases its resistance, allows a softer operation of the valve and blocks the lime adhesion on it.
- **1/4 TURN SYSTEM.**
This stem-ball quarter turn system, has the same leak tightness and low loss of pressure features as the quarter turn A-80 series.
- **LEAK TIGHTNESS SYSTEM.**
One NBR SEAT pushed against the stem-ball by the mean of a supporting clip made of POM, guarantees the internal leak tightness. A double NBR seal placed on the stem- ball assure external leak tightness.

MANIFOLDS ANTI-LIME 1/4 TURN

Open - Close 1/4 turn system

FAST CONNECTION ● + **ANTI-LIME** ●

MANIFOLD



Code	Size	N° Ways	Finishing	Outlet
38010 ●	3/4	2 x G 1/2	Chrome	raccod 1/2 - 16 mm inclus
38020	3/4	2 x M24	Chrome	
38030 ●	3/4	2 x G 1/2 with teflon O-ring	Chrome	raccod 1/2 - 16 mm inclus
38110	3/4	3 x G 1/2	Chrome	raccod 1/2 - 16 mm inclus
38120	3/4	3 x M24	Chrome	
38130 ●	3/4	3 x G 1/2 with teflon O-ring	Chrome	raccod 1/2 - 16 mm inclus

ANTI-LIME ●

MODULAR MANIFOLD



Code	Size	N° Ways	Finishing	Outlet
38210	Central Module	1 x M24	Chrome	With fitting 16mm
38310	Initial Module 3/4 M	2 x M24	Chrome	With fitting 16mm
38320	Final Module 3/4 M	2 x M24	Chrome	With fitting 16mm

FIT SYSTEM




MANIFOLDS ANTI-LIME 1/4 TURN

Open- Close 1/4 Turn System


PLASTIC BOX



Code	Size	Finishing	
38510	320 x 265 x 80 with tap and fixation	Blanche	1
38520	400 x 265 x 80 avec couvercle et support	Blanche	1
38530	500 x 265 x 80 avec couvercle et support	Blanche	1
38540	600 x 265 x 80 avec couvercle et support	Blanche	1

METAL BOX



Code	Size	Finishing	
38560	500 x 535 x 110 with tap	Blanche	1
38570	600 x 535 x 110 with tap	Blanche	1

ACCESSORIES



Manifold ending tap



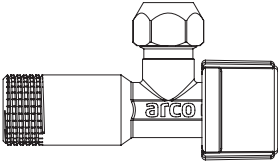
Support for metal box

Code	Size
38410	Manifold ending tap
1182010	Manifold key
38590	Support for metal box

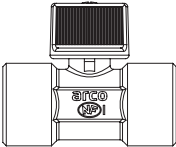


PLUMBING

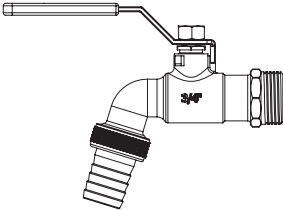
Global solutions squad valves, minis, area, flush, check, pressure limiting and filtering.



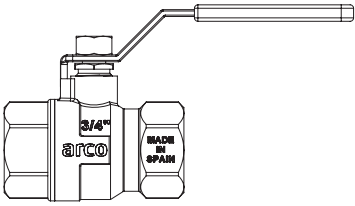
ANGLE AND WASHING MACHINE VALVES



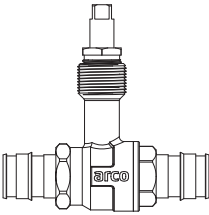
MINI VALVES



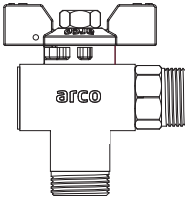
GARDEN TAPS



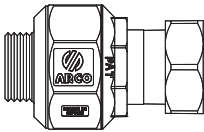
BALL VALVES



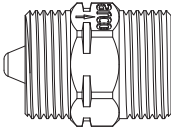
EMBEDDED VALVES




WATERMETER VALVES



CHECK VALVES



PRESSURE LIMITER



A-80

Scope:

Angle valves A-80 are used mainly in domestic plumbing installations. They are used to shut off individually water supply to sinks, basins, mixers, WC-tanks. Repairing/exchanging of a defect water points is made possible while having continuous water supply in the rest of the house.

A wide range of models with a large number of inlet/outlet connections as well as different finishing and components are available.

They are a perfect and elegant complement for any bathroom.

Different designs of handles made to match modern or more traditional bathroom accessories or mixers.

Main constructive features:

- Quarter turn system enables a quick and sure open/close operation of the valve.
- Stem and ball are manufactured in one piece, originally patented by Arco and improved with time, increases resistance and performance of the valve (low loss of pressure, smooth operating and low noise level. PA287/IA. Noise level IA).
- Two NBR O-rings located on the stem-ball assure outer tightness.
- Inner tightness is assured by a supporting clip made of POM that pushes NBR seat against stem ball.
- This system cannot be dismantled avoiding improper manipulation.
- Inlet threads are knurled which makes it easier to fix Teflon tape on it and helps avoiding it to slip.
- Body made of European brass CW617N, coated with high quality chrome plating.

Service conditions:

- Nominal pressure: 16 bar.
- Test pressure: 25 bar.
- Fluid: water intended to human consumption and domestic hot water.
- Temperature range: cold and hot water up to 95°C.

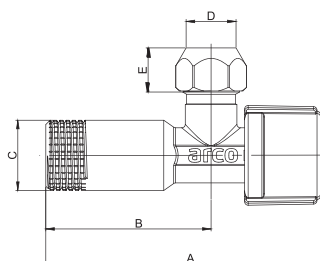
SOLUTIONS

- ANTI-LIME
- SMALL SPACES
- ANTI-IMPURITIES

- FAST CONNECTION
- ANTI-RETURN

ANTI-RETURN ●

A-80 NOVA WITH CHECK VALVE



Code	Size	Nut		
NOV25R	1/2M x 3/8 x 10	Long	1	50

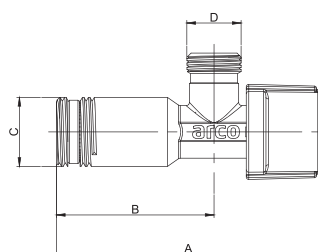
SIZE	A	B	C	D	E
1/2M x 3/8 x 10	80	48	G 1/2	20	10



- Chromed Body and handle
- Nova handle

ANTI-LIME ● + FAST CONNECTION ●

A-80 MAC ASAG



Code	Size	Nut		
NOV81MAC	1/2M x 3/8M	Without nut	1	100

SIZE	A	B	C	D
1/2 x 3/8	80	48	G 1/2	G 3/8

- Nova metal handle

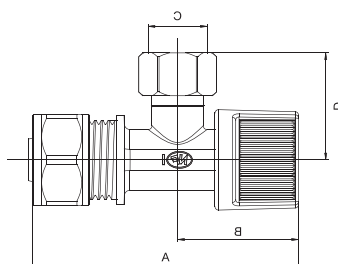
SMALL SPACES ● + ANTI-LIME ● + FAST CONNECTION ●

A-80 F COMPRESSION SYSTEM

NEW



Code	Size	Finishing			
00765	3/8 M x 3/8 SN	Chrome	Swivel nut	25	50



A	B	C	D
69	32	G 3/8	28

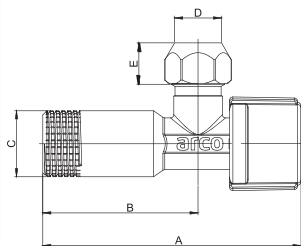


- 1.-Fast and easy connection: compression system for tube 16mm. Coming with triple o-ring to ensure leak tightness and proper ageing.
- 2.-Compatible Pipes: connection system accurate for Pex and Multilayer pipe.
- 3.-Anti-lime Stem Solutions: stem and ball are manufacture in one piece made of special antilime polymer, which increases its resistance, allows a softer operation of the valve and blocks the lime adhesion on it.

A-80 ORIGINAL NOVA HANDLE



- Chromed Body and handle
- Nova handle



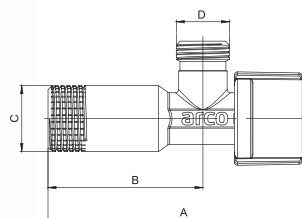
Code	Size	Nut		
NOV30	3/8M x 3/8 x 10	Short	2	100
N0743	3/8M x 3/8 x 10	Long	1	100
NOV20	1/2M x 3/8 x 10	Short	2	100
NOV32	1/2M x 1/2 x 12	Short	2	100

SIZE	A	B	C	D	E
3/8M x 3/8 x 10 Short nut	80	48	G 3/8	10	12,5
3/8M x 3/8 x 10 Long nut	80	48	G 3/8	10	10
1/2M x 3/8 x 10 Short nut	80	48	G 1/2	10	12,5
1/2M x 1/2 x 12 Short nut	80	48	G 1/2	12	12,5

A-80 ORIGINAL NOVA HANDLE WITHOUT NUT



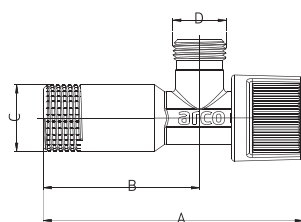
- Chromed Body and Nova handle



Code	Size	Nut		
NOV31	3/8M x 3/8M	Without nut	2	100
NOV21	1/2M x 3/8M	Without nut	2	100
NOV01	1/2M x 1/2M	Without nut	2	100

SIZE	A	B	C	D
3/8 x 3/8	80	48	G 3/8	G 3/8
1/2 x 3/8	80	48	G 1/2	G 1/2
1/2 x 1/2	80	48	G 1/2	G 3/8

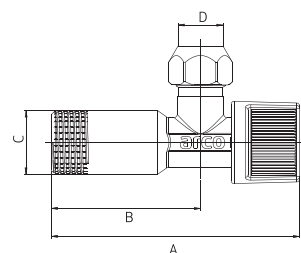
A-80 ORIGINAL A-80 HANDLE WITHOUT NUT



Code	Size	Nut		
P0710	1/2M x 1/2M	Without nut	2	100

SIZE	A	B	C	D
1/2 x 1/2	80	48	G 1/2	G 3/8

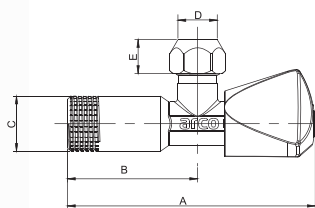
A-80 ORIGINAL 80 HANDLE WITH NUT



Code	Size	Nut		
00702	1/2M x 3/8 x 10	Short	2	100

A	B	C	D	E
80	48	G 1/2	10	12,5

A-80 ORIGINAL LUXE HANDLE

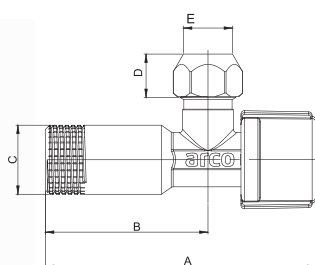


Code	Size	Nut			
LP740	1/2M x 3/8 x 10	Long	1	50	
LP730	1/2M x 1/2M	Without nut	1	50	
SIZE	A	B	C	D	E
1/2 x 3/8 x 10	91,5	48	G 1/2	10	12,5

- Chromed Body and Luxe Handle
- Metal Handle

ANTI-LIME ●

A-80 MAC WITH NUT

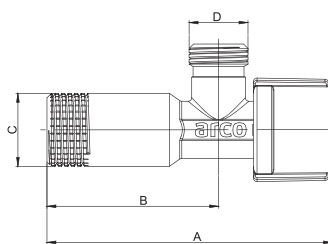


Code	Size	Nut			
NOV75MAC	1/2M x 3/8 x 10	Short	2	100	
NOV90MAC	1/2M x 1/2 x 12	Short	2	100	
SIZE	A	B	C	D	E
1/2 x 3/8 x 10	80	48	G 1/2	12,5	10
1/2 x 1/2 x 12	80	48	G 1/2	12,5	10

- Chromed Body and Luxe Handle
- Metal Handle

ANTI-LIME ●

A-80 MAC WITHOUT NUT

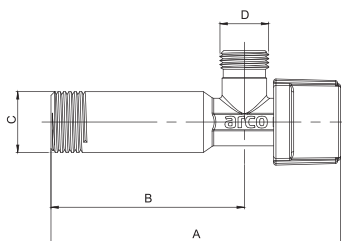


Code	Size	Nut		
NOV76MAC	1/2M x 3/8M	Without nut	2	100
NOV91MAC	1/2M x 1/2M	Without nut	2	100
SIZE	A	B	C	D
1/2 x 3/8	80	48	G 1/2	G 3/8
1/2 x 1/2	80	48	G 1/2	G 1/2

- Chromed body and handle

ANTI-LIME ●

A-80 MAC LONG



Code	Size	Nut		
NOV88MAC	1/2M x 3/8M	Without nut	1	100
SIZE	A	B	C	D
1/2 x 3/8	98	64	G 1/2	G 3/8

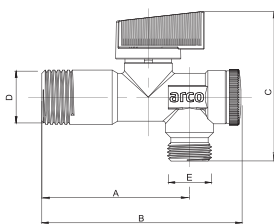
- Chromed Body and handle
- Metal Nova handle

ANTI-LIME ●

MINI WITH FILTER



- Chromed body and handle
- Metal Mini handle



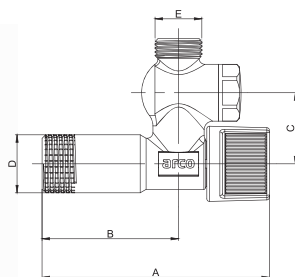
Code	Size	Nut			
02400MAC	1/2M x 1/2M	Without nut	1	50	
02402MAC	1/2M x 3/8M	Without nut	1	50	
SIZE	A	B	C	D	E
1/2 x 3/8	56	75	64	G 1/2	G 3/8

ANTI-IMPURITIES ●

A-80 FILTER FRONTAL



- Chromed body and handle

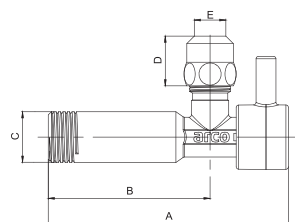


Code	Size	Nut			
00738	1/2M x 3/8M	Without nut	1	50	
00735	1/2M x 3/8 x 10	Long	1	50	
FI777	1/2M x 1/2M	Without nut	1	50	
SIZE	A	B	C	D	E
1/2 x 3/8	80	48	25	G 1/2	G 3/8
1/2 x 1/2	80	48	25	G 1/2	G 1/2

A-80 TECH



- Chromed body and handle
- Metal body

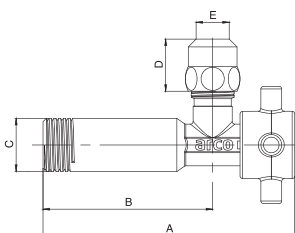


Code	Size	Nut			
2TECH	1/2M x 3/8M	Without nut	1	50	
1TECH	1/2M x 3/8 x 10	Long	1	50	
25TECH	1/2M x 3/8 x 10	Long + ring	1	50	
SIZE	A	B	C	D	E
1/2 x 3/8 x 10	97	65	G 1/2	12,5	10

A-80 STAR



- Chromed body and handle
- Metal body

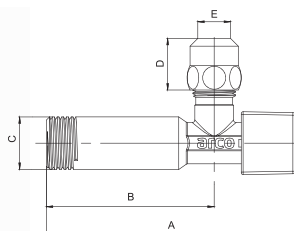


Code	Size	Nut			
2STAR	1/2M x 3/8M	Without nut	1	50	
1STAR	1/2M x 3/8 x 10	Long	1	50	
5STAR	1/2M x 1/2M	Without nut	1	50	
SIZE	A	B	C	D	E
1/2 x 3/8 x 10	97	65	G 1/2	20	10

A-80 CUBO



- Chromed body and handle
- Metal body



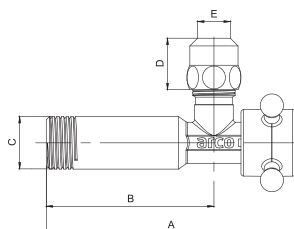
Code	Size	Nut		
2CUBO	1/2M x 3/8M	Without nut	1	50
1CUBO	1/2M x 3/8 x 10	Long	1	50
5CUBO	1/2M x 1/2M	Without nut	1	50

SIZE	A	B	C	D	E
1/2 x 3/8 x 10	97	65	G 1/2	20	10
1/2 x 1/2	97	65	G 1/2		G 1/2

A-80 CLASICA



- Chromed body and handle
- Metal body



Code	Size	Nut		
2CLAS	1/2M x 3/8M	Without nut	1	50
1CLAS	1/2M x 3/8 x 10	Long	1	50
5CLAS	1/2M x 1/2M	Without nut	1	50

SIZE	A	B	C	D	E
1/2 x 3/8 x 10	97	65	G 1/2	20	10
1/2 x 1/2	97	65	G 1/2		G 1/2

SMALL SPACES ●

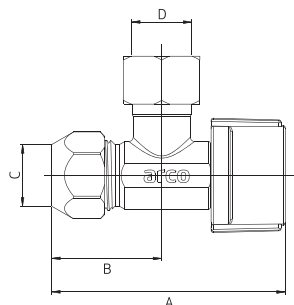
A-80 F COMPRESSION NOVA HANDLE



Code	Size	Finishing		
00722	3/8M x 10 x 3/8SN	Chrome	50	100
FR723	3/8M x 10 x 3/8SN	Chrome	50	100

SN: Swivel Nut

SIZE	A	B	C	D
3/8M x 10 x 3/8SN	55	26	10	G 3/8



SMALL SPACES •

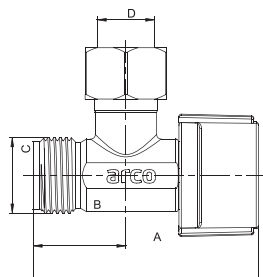
A-80 F NOVA HANDLE WITH ADAPTER



Code	Size	Finishing		
AR741	3/8M x 3/8SN	Chrome	50	200
NFAR741	3/8M x 3/8SN	Chrome	With flat joint	50 200

SN: Swivel Nut

A	B	C	D
50	21	G 3/8	G 3/8



SMALL SPACES •

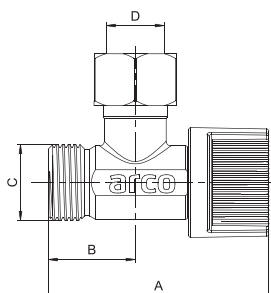
A-80 F 80 HANDLE



Code	Size	Finishing		
00720	3/8M x 3/8SN	Chrome	50	200
NF741	3/8M x 3/8SN	Chrome	With flat joint	50 200

SN: Swivel Nut

SIZE	A	B	C	D
3/8M x 3/8 SM	48	19	G 3/8	G 3/8



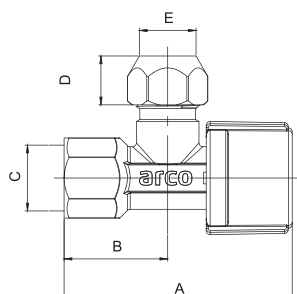
SMALL SPACES •

A-80 SHORT FEMALE NOVA HANDLE



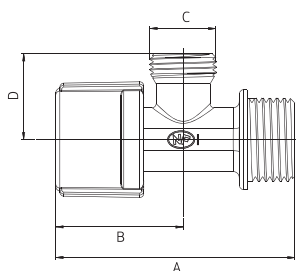
Code	Size	Nut		
NV715	3/8F x 3/8 x 10	Short	1	120
NV716	1/2F x 3/8 x 10	Short	1	120

SIZE	A	B	C	D	E
3/8 x 3/8 x 10	59	27	G 3/8	12,5	10
1/2 x 3/8 x 10	59	27	G 1/2	12,5	10



SMALL SPACES • + ANTI-IMPURITIES •

A-80 SHORT MALE NOVA HANDLE



Code	Size	Nut		
NV790ST	1/2M x 3/8M	Without nut	200	200

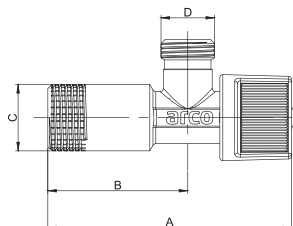
A	B	C	D	E
60	32	G 3/8	22	G 3/8

ZENIT



Code	Size	Nut	Finishing		
ZP702	1/2 x 3/8 x 10	Short	Chrome	1	100
Z0912	1/2 x 1/2	Without nut	Chrome	1	100

DELTA



Code	Size	Nut		
DE600	1/2M x 3/8M	Without nut	5	100
DE610	1/2M x 3/8 x 10	Short	5	100
DE700	1/2M x 1/2M	Without nut	5	100

SIZE	A	B	C	D
1/2 x 3/8	75	43	G 1/2	G 3/8
1/2 x 1/2	75	43	G 1/2	G 1/2

A-80 ANGLE STOP OD COMPRESSION x OD COMPRESSION



Code	Size	Finishing		
BS797	5/8 OD x 7/16 SJ	Chrome	1	100



A-80 ANGLE STOP FEMALE x OD COMPRESSION



Code	Size	Finishing		
00792	3/8 FIP x 3/8 OD	Chrome	1	100
00794	1/2 FIP x 3/8 OD	Chrome	1	100
BS798	1/2 FIP x 7/16 SJ	Chrome	1	100



A-80 ANGLE STOP PEX x OD COMPRESSION



Code	Size	Finishing		
PEX01	1/2 PEX x 3/8 OD	Chrome	1	50



A-80 ANGLE STOP DUAL OUTLET



Code	Size	Finishing		
AR9000	1/2 FIP x 3/8 OD x 3/8	Chrome	25	50
AR9005	5/8 OD x 3/8 OD x 3/8	Chrome	25	50



A-80 ANGLE STOP MALE X MALE



Code	Size	Nut	Finishing		
NP794	1/2 NPTx 3/8 OD	Without Nut	Chrome	1	100



A-80 STRAIGHT STOP FEMALE X OD COMPRESSION



Code	Size	Finishing		
10794	1/2 FIP x 3/8 OD	Chrome	1	100



A-80 UPC STRAIGHT STOP VALVE



Code	Size	Finishing		
VA900	1/2 OPVC x 3/8 OD	Chrome	50	50



A-80 UPC STRAIGHT STOP FILTER




Code	Size	Finishing
10794FIL	1/2 FIP x 3/8 OD	Chrome
10796FIL	5/8 OD x 3/8 OD	Chrome



ACCESSORIES

TAPE



Code	Size	
05301	12 x 0,75 x 12	200
05302	19 x 0,75 x 12	250
05303	25 x 0,75 x 12	200

ELBOW




Code	Size	Nut	Finishing		
B3152	1/2M x 3/8M	Without nut	Chrome	25	100
B3150	1/2M x 3/8 x 10	Short	Chrome	25	100
B3160	1/2M x 1/2M	Without nut	Chrome	25	100

ELBOW WITHOUT ROSETTE



Code	Size	Nut	Finishing		
B3156	1/2M x 3/8M	Without nut	Chrome	25	100
B3154	1/2M x 3/8 x 10	Short	Chrome	25	100
B3161	1/2M x 1/2M	Without nut	Chrome	25	100



WASHING MACHINE

Scope:

Angle valves washing machine are used mainly in domestic plumbing installations. They are used to shut off individually water supply to washing machines, dishwashers, etc. Repairing/exchanging of a defect water points is made possible while having continuous water supply in the rest of the house.

A wide range of models with a large number of inlet/outlet connections as well as different finishing and components are available.

They are a perfect and elegant complement for any kitchen, garage or laundry.

Different designs of handles made to match modern or more traditional accessories or mixers.

Main constructive features:

- Quarter turn system enables a quick and sure open/close operation of the valve.
- Stem and ball are manufactured in one piece, originally patented by Arco and improved with time, increases resistance and performance of the valve (low loss of pressure, smooth operating and low noise level. PA287/IA. Noise level IA.
- Two NBR O-rings located on the stem-ball assure outer tightness.
- Inner tightness is assured by a supporting clip made of POM that pushes NBR seat against stem ball. This system cannot be dismantled avoiding improper manipulation.
- Inlet threads are knurled which makes it easier to fix Teflon tape on it and helps avoiding it to slip.
- Body made of European brass CW617N, coated with high quality chrome plating.

Service conditions:

- Nominal pressure: 16 bar.
- Test pressure: 25 bar.
- Fluid: water intended to human consumption and domestic hot water.
- Temperature range: cold and hot water up to 95°C.

SOLUTIONS

- ANTI-LIME
- ANTI-RETURN
- SMALL SPACES
- ANTI-IMPURITIES

L-94 NOVA



Code	Size	Finishing		
NOVFR729	1/2M x 3/4M	Chrome	1	100
NOVFR728	1/2M x 3/4M	Chrome	Without Rosette	1 100

L-94 DELTA



Code	Size			
DEF728	1/2M x 3/4M	Without Rosette	25	100
DEF728P	1/2M x 3/4M	Without Rosette	25	100

L-85 NOVA



Code	Size	Finishing		
00728	1/2M x 1/2M	Chrome	Blue index	1 100

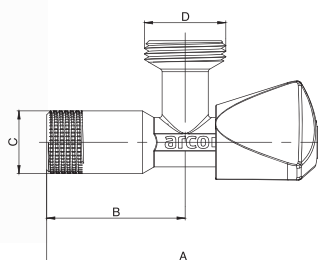
-Chromed Body and Nova handle

ANTI-LIME ●

L-85 MAC LUXE METAL HANDLE ANTI-LIME SYSTEM



Code	Size	Finishing		
728MLZ	1/2M x 3/4 M	Chrome	1	100



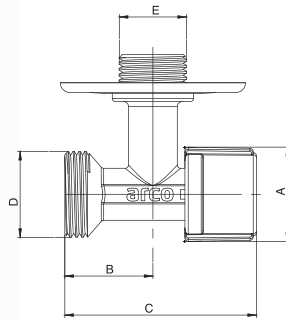
SIZE	A	B	C	D
1/2 x 3/4	89	45	G 1/2	G 3/4

SMALL SPACES ●

L-86 ORIGINAL



Code	Size	Finishing		
00729	1/2M x 3/4M	Chrome	1	100





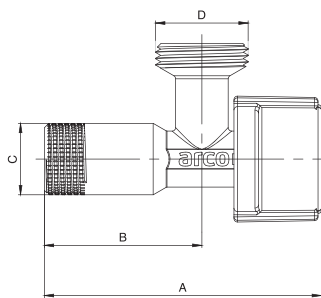
SIZE	A	B	C	D	E
1/2M x 3/4M	29	27	59	G 3/4	G 1/2

ANTI-LIME ● + ANTI-RETURN ●

L-85 NOVA



Code	Size	Finishing			
AC728A ●	1/2 M x 3/4 M	Chrome	Blue index	1	60
AC733 ●●	1/2 M x 3/4 M	Chrome	Blue index	1	60
RT733 ●●	1/2 M x 3/4 M	Chrome	Blue index	1	60



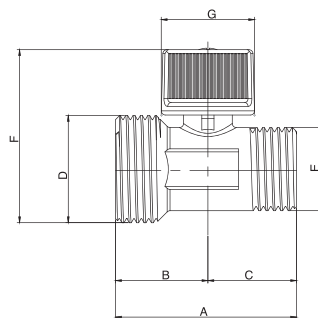
SIZE	A	B	C	D
1/2 x 3/4	79	45	G 1/2	G 3/4

SMALL SPACES ●

L-88



Code	Size	Finishing		
02205	1/2M x 3/4	Chrome	50	100



SIZE	A	B	C	D	E	F	G
1/2M x 3/4M	45	23	22	G 3/4	G 1/2	43	23

- Metal mini handle

SINK + WASHING MACHINE/ DISHWASHER / COMBI

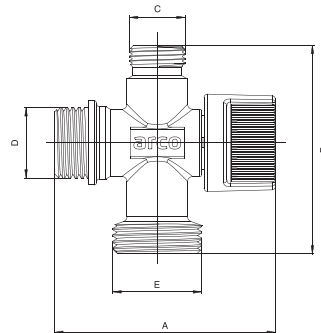
Open - Close 1/4 turn system PN16

COMBI DUAL 1/2 x 3/8 x 3/4



- Open-Close 1/4 Turn System
- One inlet and two Outlets
- One- Piece - Body

Code	Nut	Finishing		
COMB99F	Without nut	Chrome	25	100



A	B	C	D	E
66	62	G 3/8	G 1/2	G 3/4

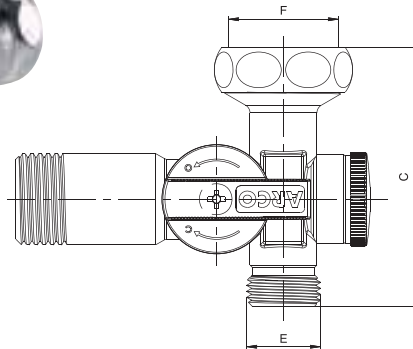
ANTI-LIME ● + ANTI-IMPURITIES ●

DUAL MAC

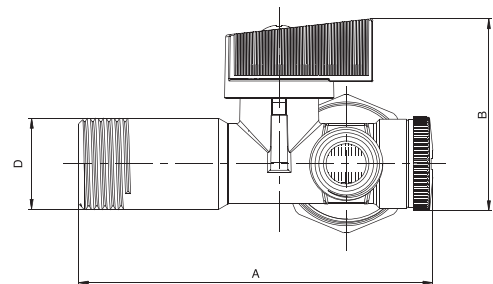


- Open-Close 1/4 Turn System
- One inlet and two Outlets
- One- Piece - Body

Code	Size	Nut	Finishing		
DUAL 29	1/2 x 3/4 x 3/8	Without nut	Chrome	25	50



A	B	C	D	E	F
80	42	58	G 1/2	G 3/8	G 3/4



SINK + WASHING MACHINE / DISHWASHER / COMBI

Open - Close 1/4 turn system PN16

ANTI-RETURN

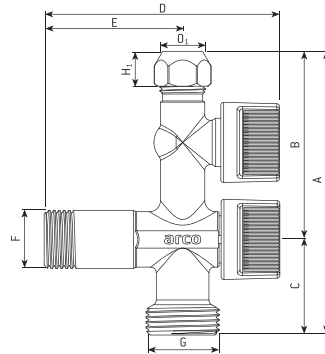


COMBI 1/2 x 3/8 x 3/4



- Two independent connections in one valve
- Open - Close 1/4 turn system
- 2 independent valves from a single point
- One - Piece - Body

Code		Nut	Finishing		
COMB5	1/2 x 3/4 x 3/8	Without nut	Chrome	1	40
COMB1	1/2 x 3/4 x 3/8	Short	Chrome	1	40
COMB7	1/2 x 3/4 x 3/8	Without nut	Chrome	1	40
COMB2	1/2 x 3/4 x 3/8	Short	Chrome	1	40
COMB9	1/2 x 3/4 x 3/8	Without nut	Chrome	1	40
COMB15	1/2 x 3/4 x 3/8	Without nut	Chrome	1	40

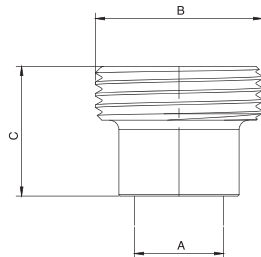


SIZE	A	B	C	D	E	F	G	H ₁	O ₁
1/2 x 3/8 - 10 x 3/4	104	59	35	85	50	G 1/2	G 3/4	G 12	10

ADAPTER FOR COMBI + DUAL



Code	Inlet	Outlet	Finishing		
COMBI88	3/8F	1/2M	Chrome	10	400
COMBI89	3/8F	3/4M	Chrome	10	400



SIZE	A	B	C
3/8 - 1/2	G 3/8	G 1/2	20,5
3/8 - 3/4	G 3/8	G 3/4	20,5

MINI

Scope:

Valves of the MINI series are stop valves with a ball closing element suitable for installation in piping systems distributing cold and hot water.

A wide range of models with a large number of inlet/outlet connections as well as different finishing and components are available.

Different designs of handles made to match modern or more traditional angle valves or mixers.

Main constructive features:

- Quarter turn system enables a quick and sure open/close operation of the valve.
- Two NBR O-rings located on the stem assure outer tightness.
- Inner tightness is assured by a supporting clip made of POM that pushes NBR seats. Against stem ball. This system cannot be dismantled avoiding improper manipulation.
- Possibility to use connections with ring and nut for compression unions.
- Body made of European brass CW617N, coated with high quality chrome plating.

Service conditions:

- Nominal pressure: 16 bar.
- Test pressure: 25 bar.
- Fluid: water intended to human consumption and domestic hot water.
- Temperature range: cold and hot water up to 95°C.

SOLUTION

- ANTI - IMPURITIES



- One piece body
- Ergonomic handle
- Anti-lime solution

MINI / HOME

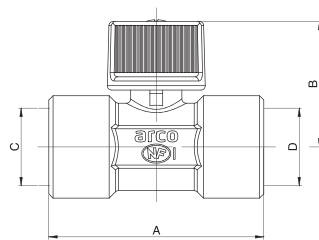
Mini ball valves - Domestic instalations

FEMALE - FEMALE



- Chromed metal handle

Code	Size	Handle	Finishing		
02249	1/2 F x 1/2 F	With handle	Chrome	50	100

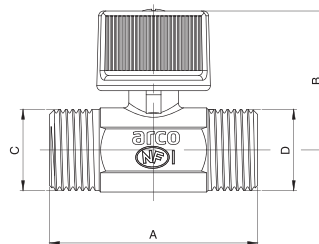


SIZE	A	B	C	D
1/2 F x 1/2 F	51	27	G 1/2	G 1/2

MALE - MALE



Code	Size	Finishing		
02236	3/8 M x 3/8 M	Chrome	50	100
P2236	3/8 M x 3/8 M	Chrome With adapter	50	100
02210	3/8 M x 1/2 M	Chrome	50	100
02238	1/2 M x 1/2 M	Chrome	50	100
P2238	1/2 M x 1/2 M	Chrome With adapter	50	100

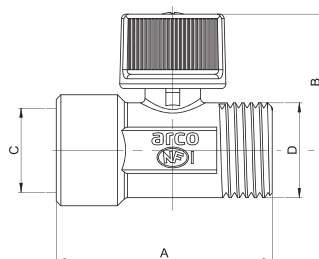


SIZE	A	B	C	D
3/8 M x 3/8 M	42	27	G 3/8	G 3/8
3/8 M x 1/2 M	45	27	G 3/8	G 1/2
1/2 M x 1/2 M	45	27	G 1/2	G 1/2

MALE - FEMALE



Code	Size	Handle	Finishing		
02204	1/2 M x 1/2 F	With handle	Chrome	50	100
02206	1/2 M x 1/2 F	With handle	Extra Polished	50	100
02203	1/2 M x 1/2 F	Without handle	Chrome	50	100

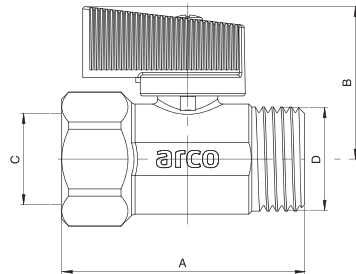


SIZE	A	B	C	D
1/2 M x 1/2 F	46.5	27	G 1/2	G 1/2
1/2 M x 1/2 F	46.5	20	G 1/2	G 1/2

MALE - FEMALE HEXAGONAL



Code	Size	Handle	Finishing		
A2207	1/2 F x 1/2 F	Blue	Chrome	50	100
2207R	1/2 M x 1/2 M	Red	Chrome	50	100
2207C	1/2 M x 1/2 F	Chrome	Chrome ADZ	50	100

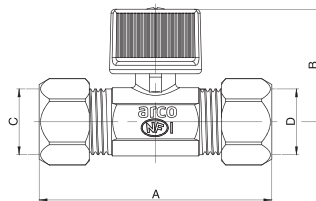


	A	B	C	D
1/2 M x 1/2 F	49	30	G 1/2	G 1/2

COMPRESSION - COMPRESSION



Code	Size	Finishing			
02229	10 x 12	Chrome	Brass Bicone	50	100
02273	12 x 12	Chrome	Brass Bicone	50	100
02217	14 x 10	Chrome	Brass Bicone	50	100
02355	15 x 10	Chrome	Brass Bicone	50	100
02202	15 x 15	Chrome	Brass Bicone	50	100

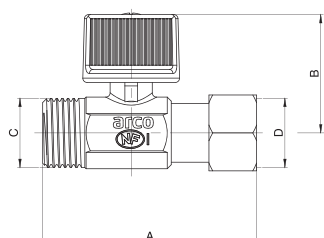


SIZE	A	B	C	D
10 x 12	57	28	10	12
12 x 12	57	28	12	12
14 x 10	58	29	14	10
15 x 10	58	29	15	10
15 x 15	63	29	15	15

SWIVEL NUT - MALE



Code	Size	Finishing			
02270	3/8 SN x 3/8 M	Chrome		50	100
P2237	3/8 SN x 3/8 M	Chrome	With adapter	50	100
P2289	1/2 SN x 1/2 M	Chrome		50	100
P2290	1/2 SN x 1/2 M	Chrome	With adapter	50	100

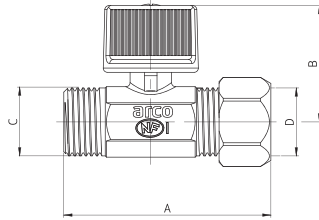


SIZE	A	B	C	D
3/8 SN x 3/8 M	50	28	G 3/8	G 3/8
1/2 SN x 1/2 M	61	29	G 1/2	G 1/2

MALE - COMPRESSION



Code	Size	Finishing			
02286	3/8 M x 10	Chrome		50	100
02285	3/8 M x 12	Chrome	With adapter	50	100
02225	3/8 M x 14	Chrome	With brass sleeve	50	100
02232	1/2 M x 10	Chrome		50	100
02234	1/2 M x 12	Chrome	With adapter	50	100
02226	1/2 M x 14	Chrome	With adapter	50	100



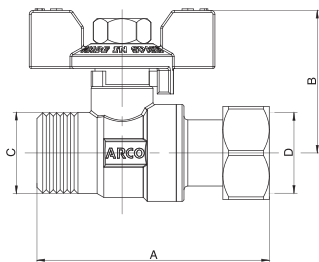
SIZE	A	B	C	D
3/8 M x 10	50	28	G 3/8	10
3/8 M x 12	50	28	G 3/8	12
3/8 M x 14	50	28	G 3/8	14
1/2 M x 10	56	29	G 1/2	10
1/2 M x 12	56	29	G 1/2	12
1/2 M x 14	56	29	G 1/2	14

MINI MAINFOLD SWIVEL NUT - MALE



- Metal handle

Code	Size	Finishing	Handle		
02290	1/2 SN x 1/2 M	Rough	Butterfly Handle D12	25	50

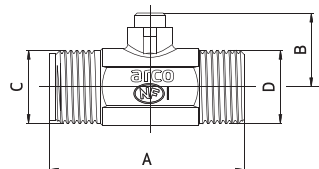


SIZE	A	B	C	D
1/2 SN x 1/2 M	61	37	G 1/2	G 1/2

MALE - MALE WITHOUT HANDLE





Code	Size	Finishing			
02237	3/8 M x 3/8 M	Chrome	With adapter	50	100



A	B	C	D
43	16	G 3/8	G 3/8

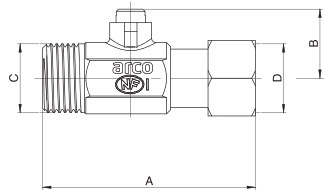
SWIVEL NUT - MALE WITHOUT HANDLE

Code	Size	Finishing			
02269	3/8 SN x 3/8 M	Chrome	Without adapter	50	100
P2288	1/2 F x 1/2 M	Chrome	Without adapter	50	100



SIZE	A	B	C	D
3/8 SN x 3/8 M	50	17	G 3/8	G 3/8
1/2 SN x 1/2 M	61	20	G 1/2	G 1/2



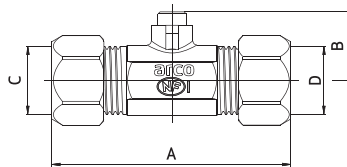
- Chromed body without handle



COMPRESSION - COMPRESSION WITHOUT HANDLE



Code	Size	Finishing			
L2231	12 x 10	Chrome		50	100
02228	14 x 10	Chrome		50	100

A	B	C	D
45	16	12	10



ANTI - IMPURITIES ●

FILTRER

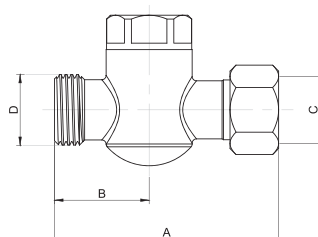
Code	Size	Finishing			
02525	3/8 SN x 3/8 M	Chrome		50	100
02535	1/2 SN x 1/2 M	Chrome		50	100

SN: Swivel nut

SIZE	A	B	C	D
3/8 SN x 3/8 M	50	22	G 3/8	G 3/8
1/2 SN x 1/2 M	65	28	G 1/2	G 1/2




- Chromed metal tap

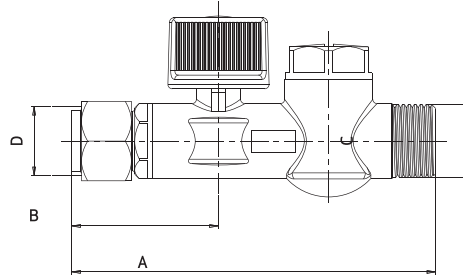


ANTI-IMPURITIES ●

MINI FILTRER

Code	Size		
MF210	3/8 M x 3/8 SN	50	100
MF215	3/8 M x 12	50	100

A	B	C	D
83	34	G 3/8	G 3/8



JARDIN

Scope:

Valves of the JARDIN series are stop valves with a ball closing element suitable for installation in piping systems distributing cold and hot water. Resistant and designed to resist more extreme conditions in outside installations like garden, agriculture, etc.

All components used make the valve suitable for installation in drinking water systems.

Main constructive features:

- A solid one-single-piece body assures outer tightness at assembly point body/lateral.
- Body made of European brass CW617N, coated with high quality chrome plating which ensures a longer lifetime and a correct functioning.
- Quarter turn system enables a quick and sure open/close operation of the valve.
- A PTFE press ring located on the stem assures outer tightness. In case a small leak should appear after some years of use, the nut on the stem allows the ring to be re-tightened and assure continuous tightness.
- Inner tightness is assured by special NBR seats.
- Different types of finishing and handles make them suitable for various installations.
- Lever handles are coated with a special layer Epoxy to protect the valve against corrosion when installed in areas like the seaside. Also available in stainless steel.

Service conditions:

- Nominal pressure: 16 bar.
- Fluid: water intended to human consumption.

SOLUTIONS

- FAST CONNECTION
- AGRESSIVE ENVIRONMENTS
- ANTI-LIME

ANTI-LIME ●

GARDEN TAP

COMING SOON



Main features:

- Inlet: 1/2.
- Outlet: 1/2 x Coupling 15.
- One piece body garden tap.
- Anti-lime solution.
- Ball-Stream made of POM.
- Ergonomic new handle.

ANTI-LIME ●

DUAL GARDEN TAP

COMING SOON



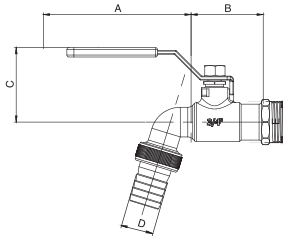
Main features:

- Inlet: 1/2.
- Outlet: 3/4 x Coupling 15.
- Two independent outlets.
- Ball-Stream made of POM.
- Ergonomic new handle.

GARDEN TAP WITH COUPLING LEVER HANDLE



Code	Inlet	Outlet	Finishing		
00401	1/2 M	1/2 M x Coupling 15	Chrome	15	45
00413	1/2 M	3/4 M x Coupling 15	Chrome	15	45
00403	3/4 M	3/4 M x Coupling 20	Chrome	10	30
00405	1 M	1 M x Coupling 25	Chrome	8	18



INLET (E)	OUTLET (D)	A	B	C
1/2	1/2 Coupling Ø15mm	95	31	45
1/2	3/4 Coupling Ø15mm	95	31	45
3/4	3/4 Coupling Ø20mm	95	35	47
1	1 Coupling Ø25mm	95	45	48

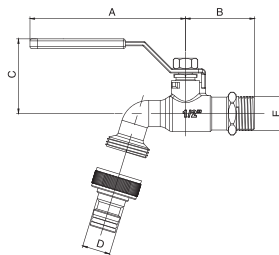
- One - Piece - Body

AGGRESSIVE ENVIRONMENTS • + FAST CONNECTION •

GARDEN TAP WITH QUICK CONNECTION LEVER HANDLE



Code	Size	Finishing		
00415B	1/2 M	Chrome	15	45
415BINOX •	1/2 M	Chrome Stainless Steel Hand	15	45



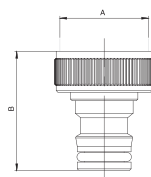
INLET (E)	OUTLET (D)	A	B	C
1/2	3/4 Coupling Ø15mm	95	31	45

FAST CONNECTION •

PRISE



Code	Mesure	Finition	
08407	3/4 F	Chrome	10



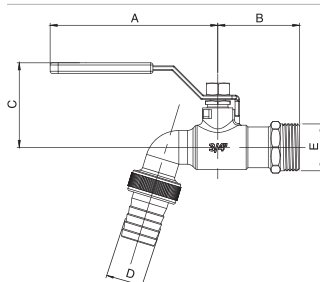
CONNEXION	A	B
3/4F	3/4	35

AGGRESSIVE ENVIRONMENT •

GARDEN TAP WITH COUPLING STAINLESS STEEL LEVER HANDLE



Code	Inlet	Outlet	Finishing		
00425	1/2 M	1/2 M x Coupling 15	Chrome	15	45
00426	1/2 M	3/4 M x Coupling 15	Chrome	15	45
00427	3/4 M	3/4 M x Coupling 20	Chrome	10	30
00428	1 M	1 M x Coupling 25	Chrome	6	18





INLET (E)	OUTLET (D)	A	B	C
1/2	1/2 Coupling Ø15mm	95	31	45
1/2	3/4 Coupling Ø15mm	95	31	45
3/4	3/4 Coupling Ø20mm	95	35	47
1	1 Coupling Ø25mm	95	45	48

GARDEN TAP WITH COUPLING BUTTERFLY HANDLE



- Metal handle

Code	Inlet	Outlet	Finishing		
00402	1/2 M	1/2 M x Coupling 15	Chrome	15	45
00404	3/4 M	3/4 M x Coupling 20	Chrome	10	30



GARDEN TAP LEVER HANDLE



Code	Inlet	Outlet	Finishing		
RH062	1/2 M	3/4 M x Coupling Nickel	Red handle	25	50

AQUATAP METALLIC CLAMP FOR WALL



Code	Size	Finishing		
01007	3/4 M x 10	Chrome	25	50



AQUATAP METALLIC CLAMP



Code	Size	Finishing		
E1004	3/4 M x 10	Chrome	25	50



AQUATAP BRASS CLAMP



Code	Size	Finishing		
E1009	3/4 M x 10	Chrome	25	50

BALL TAP VERTICAL



Code	Inlet	Outlet	Finishing		
RH420	1/2 M	3/4 M x Coupling 15	Rough	16	16
RH421	3/4 M	1 M x Coupling 20	Rough	10	10
RH422	1 M	1 1/4 M x Coupling 25	Rough	6	6



TAJO 2000/VA50 OMEGA NPT

Scope:

Valves of the TAJO 2000/VA 50 series are stop valves with a ball closing element. Thanks to their construction and components, they are suitable for installation in:

- Distribution network for drinking water.
- Domestic piping system for water.
- Heating systems.
- Distribution of compressed air.
- Hydraulic and pneumatic.

Main constructive features:

- A solid body made of European brass CW617N, coated with high quality chrome plating, ensures a longer lifetime and a correct functioning for years even if installed outdoor.
- All lever handles are coated with a black epoxy layer to protect the valve against corrosion and changes of weather conditions when installed outdoor.
- Also available in stainless steel for the most aggressive environments.
- A PTFE press ring located on the stem assures outer tightness. In case a small leak should appear after some years of use, the nut on the stem allows the ring to be re-tightened and assure continuous tightness.
- Inner tightness is assured by PTFE seats.

Service conditions:

- Full flow.
- Nominal pressure: 50 bar.
- Temperature range: From -20°C (excluding icing) up to 140°C.
- Connections: Female-female, solder, pex and multilayer.

Certifications and tests:

The valves series TAJO have been tested and certified by following certification bodies: Instituto Tecnológico del Agua (ITA) (Spain) - SAI Global (Australia) - INSTAL (Poland) GOST (Russia).

SOLUTIONS

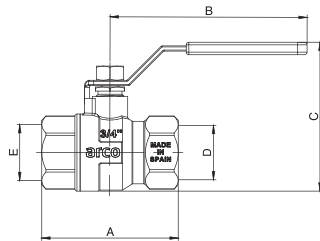
- ANTI-LIME
- AGGRESIVE WATERS
- AGGRESIVE ENVIRONMENTS

FEMALE - FEMALE LEVER HANDLE DIN 2999 THREAD



Code	Size	Finishing		
01100	1/4F x 1/4F	Chrome	10	60
01101	3/8F x 3/8F	Chrome	10	60
01102	1/2F x 1/2F	Chrome	25	50
01103	3/4F x 3/4F	Chrome	20	40
01104	1F x 1F	Chrome	10	20
01105	1 1/4F x 1 1/4F	Chrome	6	12
01106	1 1/2F x 1 1/2F	Chrome	4	8
01107	2F x 2F	Chrome	2	4
01108	2 1/2F x 2 1/2F	Chrome	2	4

* Black painted handle

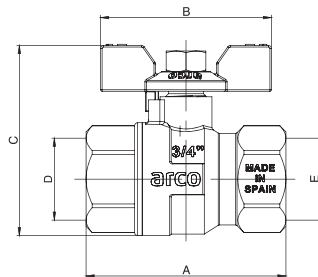


SIZE	A	B	C	D	E
1/4 FF	44	68	40	G 1/4	G 1/4
3/8 FF	44	68	40	G 3/8	G 3/8
1/2 FF	60	93	62	G 1/2	G 1/2
3/4 FF	66	93	70	G 3/4	G 3/4
1 FF	80	112	81	G 1	G 1
1 1/4 FF	89	112	90	G 1 1/4	G 1 1/4
1 1/2 FF	108	152	107	G 1 1/2	G 1 1/2
2 FF	125	152	127	G 2	G 2
2 1/2 FF	150	172	142	G 2 1/2	G 2 1/2
3 FF	160	240	200	G 3	G 3
4 FF	190	240	215	G 4	G 4

FEMALE - FEMALE BUTTERFLY HANDLE



Code	Size	Finishing		
01111	1/4F x 1/4F	Chrome	10	60
01112	3/8F x 3/8F	Chrome	10	60
01113	1/2F x 1/2F	Chrome	25	50
01114	3/4F x 3/4F	Chrome	20	40
01115	1F x 1F	Chrome	10	20

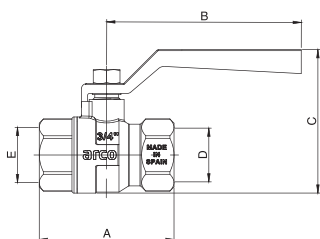


SIZE	A	B	C	D	E
1/4 FF	44	56	48	G 1/4	G 1/4
3/8 FF	44	56	48	G 3/8	G 3/8
1/2 FF	60	56	53	G 1/2	G 1/2
3/4 FF	66	56	62	G 3/4	G 3/4
1 FF	80	80	74	G 1	G 1

FEMALE - FEMALE UNIVERSAL HANDLE



Code	Size	Finishing		
00105	3/8F x 3/8F	Chrome	10	60
00109	1/2F x 1/2F	Chrome	25	50
00113	3/4F x 3/4F	Chrome	20	40
00117	1F x 1F	Chrome	10	20
00121	1 1/4F x 1 1/4F	Chrome	6	12
00125	1 1/2F x 1 1/2F	Chrome	4	8
00127	2F x 2F	Chrome	2	4
00128	2 1/2F x 2 1/2F	Chrome	2	4

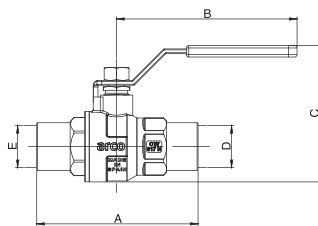


SIZE	A	B	C	D	E
3/8 FF	44	83	40	G 3/8	G 3/8
1/2 FF	60	112	62	G 1/2	G 1/2
3/4 FF	66	112	70	G 3/4	G 3/4
1 FF	80	132	81	G 1	G 1
1 1/4 FF	89	132	90	G 1 1/4	G 1 1/4
1 1/2 FF	108	152	107	G 1 1/2	G 1 1/2
2 FF	125	152	127	G 2	G 2
2 1/2 FF	150	172	142	G 2 1/2	G 2 1/2

SOLDER LEVER HANDLE



Code	Size	Finishing		
00234	12	Rough	25	50
00238	15	Rough	25	50
00242	18	Rough	25	50
00244	22	Rough	15	30
00246	28	Rough	10	20
00250	35	Rough	6	8
00251	42	Rough	4	8
00252	54	Rough	2	4

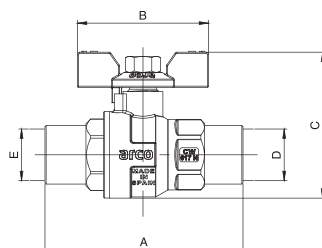


SIZE	A	B	C	D	E
12mm	69	93	62	12	12
15 mm	69	93	62	15	15
18 mm	73	93	62	18	18
22 mm	84	93	70	22	22
28 mm	85	112	90	28	28
35 mm	112	112	95	35	35
42 mm	116	152	107	42	42
54 mm	140	172	123	54	54

SOLDER BUTTERFLY HANDLE



Code	Size	Finishing		
00235	12	Rough	25	50
00239	15	Rough	25	50
00243	18	Rough	25	50
00245	22	Rough	15	30
00247	28	Rough	10	20



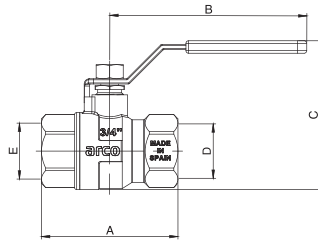
SIZE	A	B	C	D	E
12mm	69	56	53	12	12
15 mm	69	56	53	15	15
18 mm	73	56	53	18	18
22 mm	84	56	62	22	22
28 mm	85	80	74	28	28

ANTI-LIME ●

FEMALE - FEMALE LEVER HANDLE



Code	Size	Finishing		
1102AC	1/2F x 1/2F	Chrome	25	50
1103AC	3/4F x 3/4F	Chrome	20	40
1104AC	1F x 1F	Chrome	10	20
1105AC	1 1/4F x 1 1/4F	Chrome	6	12
1106AC	1 1/2F x 1 1/2F	Chrome	4	8
1107AC	2F x 2F	Chrome	2	4



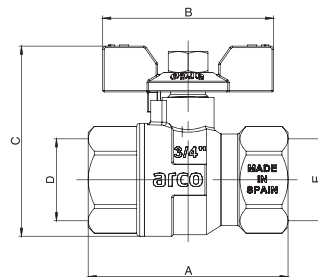
SIZE	A	B	C	D	E
1/4 FF	44	68	40	G 1/4	G 1/4
3/8 FF	44	68	40	G 3/8	G 3/8
1/2 FF	60	93	62	G 1/2	G 1/2
3/4 FF	66	93	70	G 3/4	G 3/4
1 FF	80	112	81	G 1	G 1
1 1/4 FF	89	112	90	G 1 1/4	G 1 1/4
1 1/2 FF	108	152	107	G 1 1/2	G 1 1/2
2 FF	125	152	127	G 2	G 2
2 1/2 FF	150	172	142	G 2 1/2	G 2 1/2

ANTI-LIME ●

FEMALE - FEMALE BUTTERFLY HANDLE



Code	Size	Finishing		
01113AC	1/2F x 1/2F	Chrome	25	50
01114AC	3/4F x 3/4F	Chrome	20	40



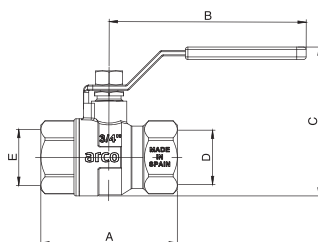
SIZE	A	B	C	D	E
1/2 FF	60	56	53	G 1/2	G 1/2
3/4 FF	66	56	62	G 3/4	G 3/4

AGGRESSIVE ENVIRONMENTS ●

FEMALE - FEMALE STAINLESS STEEL LEVER HANDLE



Code	Size	Finishing		
00003	1/4F x 1/4F	Chrome	10	60
00004	3/8F x 3/8F	Chrome	10	60
00005	1/2F x 1/2F	Chrome	25	50
00006	3/4F x 3/4F	Chrome	20	40
00007	1F x 1F	Chrome	10	20
00008	1 1/4F x 1 1/4F	Chrome	6	12
00009	1 1/2F x 1 1/2F	Chrome	4	8
00010	2F x 2F	Chrome	2	4
00011	2 1/2F x 2 1/2F	Chrome	2	4



SIZE	A	B	C	D	E
1/4 FF	44	68	40	G 1/4	G 1/4
3/8 FF	44	68	40	G 3/8	G 3/8
1/2 FF	60	93	62	G 1/2	G 1/2
3/4 FF	66	93	70	G 3/4	G 3/4
1 FF	80	112	81	G 1	G 1
1 1/4 FF	89	112	90	G 1 1/4	G 1 1/4
1 1/2 FF	108	152	107	G 1 1/2	G 1 1/2
2 FF	125	152	127	G 2	G 2
2 1/2 FF	150	172	142	G 2 1/2	G 2 1/2

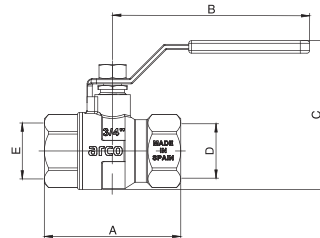
AGGRESSIVE ENVIRONMENTS • + AGGRESSIVE WATERS •

FEMALE - FEMALE STAINLESS STEEL LEVER HANDLE SALINE [ADZ]



- Chrome Body
- ADZ brass

Code	Size	Finishing		
DR1102	1/2F x 1/2F	Chrome	25	50
DR1103	3/4F x 3/4F	Chrome	20	40
DR1104	1F x 1F	Chrome	10	20
DR1105	1 1/4F x 1 1/4F	Chrome	6	12
DR1106	1 1/2F x 1 1/2F	Chrome	4	8



SIZE	A	B	C	D	E
1/4 FF	44	68	40	G 1/4	G 1/4
3/8 FF	44	68	40	G 3/8	G 3/8
1/2 FF	60	93	62	G 1/2	G 1/2
3/4 FF	66	93	70	G 3/4	G 3/4
1 FF	80	112	81	G 1	G 1
1 1/4 FF	89	112	90	G 1 1/4	G 1 1/4
1 1/2 FF	108	152	107	G 1 1/2	G 1 1/2

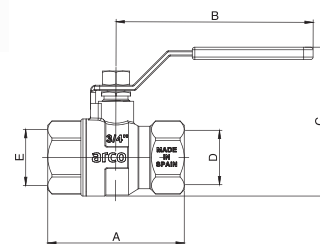
ANTI-LIME • + AGGRESSIVE ENVIRONMENTS •

FEMALE - FEMALE STAINLESS STEEL LEVER HANDLE



- Stainless steel handle

Code	Size	Finishing		
00005AC	1/2F x 1/2F	Chrome	25	50
00006AC	3/4F x 3/4F	Chrome	20	40
00007AC	1F x 1F	Chrome	10	20
00008AC	1 1/4F x 1 1/4F	Chrome	6	12
00009AC	1 1/2F x 1 1/2F	Chrome	4	8
00010AC	2F x 2F	Chrome	2	4
00011AC	2 1/2F x 2 1/2F	Chrome	2	4

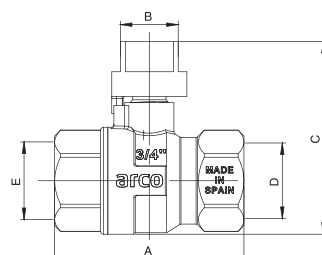


SIZE	A	B	C	D	E
1/2 FF	60	93	62	G 1/2	G 1/2
3/4 FF	66	93	70	G 3/4	G 3/4
1 FF	80	112	81	G 1	G 1
1 1/4 FF	89	112	90	G 1 1/4	G 1 1/4
1 1/2 FF	108	152	107	G 1 1/2	G 1 1/2
2 FF	125	152	127	G 2	G 2
2 1/2 FF	150	172	142	G 2 1/2	G 2 1/2

FEMALE - FEMALE SQUARE 20 x 20 HANDLE



Code	Size	Finishing		
01134	3/8 F x 3/8 F	Chrome Brass colour handle	25	50
A1116	1/2 F x 1/2 F	Chrome Brass colour handle	25	50
A1117	3/4 F x 3/4 F	Chrome Brass colour handle	20	40

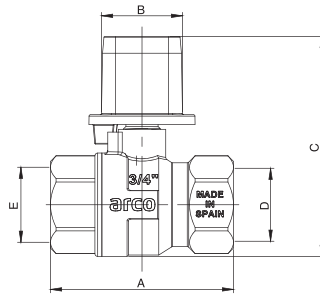


SIZE	A	B	C	D	E
1/2 FF	60	20	61	G 1/2	G 1/2
3/4 FF	66	20	68	G 3/4	G 3/4

FEMALE - FEMALE SQUARE 30 X 30 HANDLE



Code	Size	Finishing			
01116	1/2F x 1/2F	Chrome	Brass colour handle	25	50
01117	3/4F x 3/4F	Chrome	Brass colour handle	20	40
01118	1F x 1F	Chrome	Brass colour handle	10	20
01119	1 1/4F x 1 1/4F	Chrome	Brass colour handle	6	12
01120	1 1/2F x 1 1/2F	Chrome	Brass colour handle	4	8
01121	2F x 2F	Chrome	Brass colour handle	2	4
01122	2 1/2F x 2 1/2F	Chrome	Brass colour handle	2	4

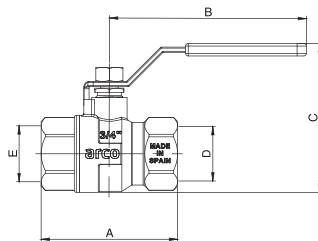


SIZE	A	B	C	D	E
1/2 FF	60	29	72	G 1/2	G 1/2
3/4 FF	66	29	80	G 3/4	G 3/4
1 FF	80	29	91	G 1	G 1
1 1/4 FF	89	29	100	G 1 1/4	G 1 1/4
1 1/2 FF	108	29	117	G 1 1/2	G 1 1/2
2 FF	125	29	133	G 2	G 2
2 1/2 FF	150	29	152	G 2 1/2	G 2 1/2

FEMALE - FEMALE STAINLESS STEEL LEVER HANDLE & STAINLESS STEEL SPINDLE



Code	Size	Finishing			
00020	1 1/2F x 1 1/2F	Chrome		4	8
00021	2 F x 2 F	Chrome		2	4
00022	2 1/2 F x 2 1/2 F	Chrome		2	4



SIZE	A	B	C	D	E
1/2 FF	60	20	61	G 1/2	G 1/2
3/4 FF	66	20	68	G 3/4	G 3/4

FEMALE - FEMALE UNIVERSAL HANDLE





Code	Size	Finishing			
01109	3F x 3F	Chrome	Brass colour handle	2	2
01110	4F x 4F	Chrome	Brass colour handle	2	2

AGGRESSIVE ENVIRONMENTS ●

FEMALE - FEMALE LEVER HANDLE WATERMARK





Code	Size	Finishing		
AS001	1/2 F x 1/2 F	Rough	25	50
AS002	3/4 F x 3/4 F	Rough	20	40
AS003	1 F x 1 F	Rough	12	24
AS300	1 1/4 F x 1 1/4 F	Rough	8	16
AS301	1 1/2 F x 1 1/2 F	Rough	4	8
AS302	2 F x 2 F	Rough	2	4

ANTI-LIME ●

SOLDER STAINLESS STEEL LEVER HANDLE



Code	Size	Finishing		
00238ACIN	15	Rough	25	50
00242ACIN	18	Rough	25	50
00244ACIN	22	Rough	15	30
00246ACIN	28	Rough	10	20
00250ACIN	35	Rough	8	16

FEMALE - FEMALE LEVER HANDLE NPT THREAD



Code	Size	Finishing		
N0201	1/4F x 1/4F	Chrome	25	50
N0205	3/8F x 3/8F	Chrome	25	50
N0209	1/2F x 1/2F	Chrome	25	50
N0215	3/4F x 3/4F	Chrome	20	40
N0221	1F x 1F	Chrome	12	24
N0227	1 1/4F x 1 1/4F	Chrome	8	16
N0229	1 1/2F x 1 1/2F	Chrome	4	8
N0230	2F x 2F	Chrome	2	4

GARDEN TAP WITHOUT COUPLING LEVER HANDLE NPT X HT THREAD




Code	Inlet	Outlet	Finishing		
00419	1/2NPT	3/4HT	Chrome	15	60
00475	3/4NPT	3/4HT	Chrome	10	40

GARDEN TAP WITHOUT COUPLING BUTTERFLY HANDLE NPT X HT THREAD



Code	Inlet	Outlet	Finishing		
N0411	1/2NPT	3/4HT	Chrome	15	60
00476	3/4NPT	3/4HT	Chrome	10	40



TURIA / VA40

Scope:

Valves of the TURIA /VA40 series are stop valves with a ball closing element. Manual operation with a quarter turns system. Thanks to their construction and components, they are suitable for installation in:

- Distribution network for drinking water.
- Domestic piping system for water.
- Heating systems.
- Distribution of compressed air.
- Hydraulic and pneumatic.

Main constructive features:

- A solid body made of European brass CW617N, coated with high quality chrome plating, ensures a longer lifetime and a correct functioning for years even if installed outdoor.
- All lever handles are coated with a black epoxy layer to protect the valve against corrosion and changes of weather conditions when installed outdoor.
- Also available in stainless steel.
- A PTFE press ring located on the stem assures outer tightness. In case a small leak should appear after some years of use, the nut on the stem allows the ring to be re-tightened and assure continuous tightness.
- Inner tightness is assured by PTFE seats.

Service conditions:

- Full flow.
- Nominal pressure: 40 bar.
- Temperature range: From -20°C (excluding icing) up to 140°C.
- Connections: Female-female, male-female, male-male.

Certifications and tests:

The valves series TAJO have been tested and certified by following certification bodies:

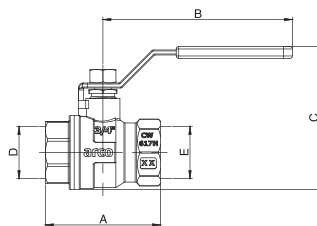
- Instituto Tecnológico del Agua (ITA) (Spain).
- INSTAL (Poland).
- GOST (Russia).

FEMALE - FEMALE LEVER HANDLE



Code	Size	Finishing		
0120008	1/4F X 1/4F	Chrome	25	50
0120308	3/8F X 3/8F	Chrome	10	60
0120508	1/2F X 1/2F	Chrome	25	50
0120708	3/4F x 3/4F	Chrome	20	40
0120908	1F x 1F	Chrome	10	20
0121108	1 1/4F x 1 1/4F	Chrome	6	12
0121308	1 1/2F x 1 1/2F	Chrome	4	8
0121408	2F x 2F	Chrome	2	4
0121508	2 1/2F x 2 1/2F	Chrome	2	4

* Black painted handle

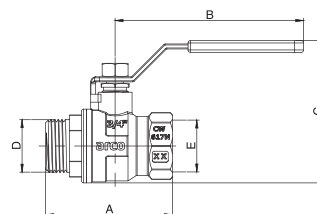


SIZE	A	B	C	D	E
3/8 FF	44	68	40	G 3/8	G 3/8
1/2 FF	48	93	62	G 1/2	G 1/2
3/4 FF	58	93	70	G 3/4	G 3/4
1 FF	67	112	81	G 1	G 1
1 1/4 FF	82	112	90	G 1 1/4	G 1 1/4
1 1/2 FF	94	152	107	G 1 1/2	G 1 1/2
2 FF	108	152	127	G 2	G 2
2 1/2 FF	150	172	142	G 2 1/2	G 2 1/2

MALE - FEMALE LEVER HANDLE



Code	Size	Finishing		
0112308	1/4M x 1/4F	Chrome	10	60
0112508	3/8M x 3/8F	Chrome	10	60
0112708	1/2M x 1/2F	Chrome	25	50
0112908	3/4 M x 3/4F	Chrome	20	40
0113108	1M x 1F	Chrome	10	20

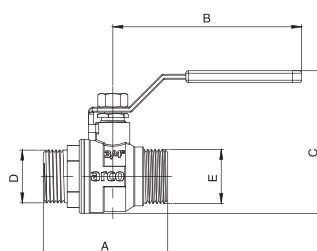


SIZE	A	B	C	D	E
1/4 MF	49	68	40	G 1/4	G 1/4
3/8 MF	49	68	40	G 3/8	G 3/8
1/2 MF	55	93	63	G 1/2	G 1/2
3/4 MF	64	93	70	G 3/4	G 3/4
1 MF	75	112	80	G 1	G 1

MALE - MALE LEVER HANDLE



Code	Size	Finishing		
0113508	3/8M x 3/8M	Chrome	10	60
0029808	1/2M x 3/8M	Chrome	25	50
0113708	1/2M x 1/2M	Chrome	25	50
0113908	3/4 M x 3/4M	Chrome	20	40
0114108	1M x 1M	Chrome	10	20

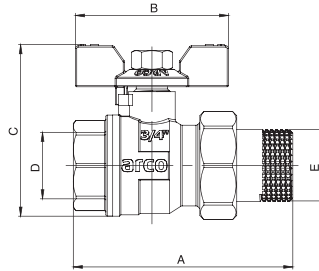


SIZE	A	B	C	D	E
3/8 MM	49	68	40	G 3/8	G 3/8
1/2 MM	54	93	62	G 1/2	G 1/2
3/4 MM	62	93	70	G 3/4	G 3/4
1 MM	75	112	82	G 1	G 1

MANIFOLDS BUTTERFLY HANDLE



Code	Size	Finishing		
0117208	1/2M x 1/2F	Chrome	25	50
0117408	3/4M x 3/4F	Chrome	20	40
0117608	1M x 1F	Chrome	10	20

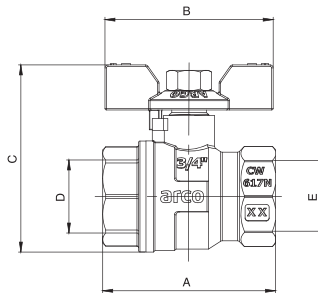


SIZE	A	B	C	D	E
1/2 MF	70	56	53	G 1/2	G 1/2
3/4 MF	81	56	62	G 3/4	G 3/4
1 MF	94	80	72	G 1	G 1

FEMALE - FEMALE BUTTERFLY HANDLE



Code	Size	Finishing		
0120408	3/8F x 3/8F	Chrome	10	60
0120608	1/2F x 1/2F	Chrome	25	50
0120808	3/4F x 3/4F	Chrome	20	40
0121008	1F x 1F	Chrome	10	20

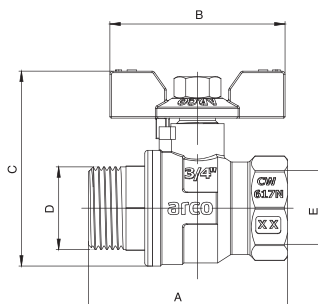


SIZE	A	B	C	D	E
1/4 FF	44	56	48	G 1/4	G 1/4
3/8 FF	44	56	48	G 3/8	G 3/8
1/2 FF	48	56	53	G 1/2	G 1/2
3/4 FF	58	56	62	G 3/4	G 3/4
1 FF	67	80	72	G 1	G 1

MALE - FEMALE BUTTERFLY HANDLE





Code	Size	Finishing		
0112408	1/4M x 1/4F	Chrome	10	60
0112608	3/8M x 3/8F	Chrome	10	60
0112808	1/2M x 1/2F	Chrome	25	50
0113008	3/4M x 3/4F	Chrome	20	40
0113208	1M x 1F	Chrome	10	20

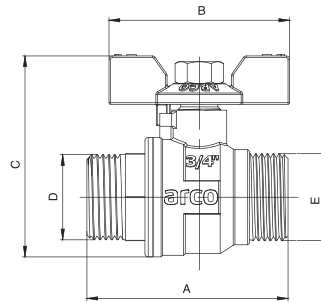


SIZE	A	B	C	D	E
1/4 MF	49	56	48	G 1/4	G 1/4
3/8 MF	49	56	48	G 3/8	G 3/8
1/2 FF	55	56	54	G 1/2	G 1/2
3/4 MF	64	56	52	G 3/4	G 3/4
1 MF	75	80	71	G 1	G 1

MALE - MALE BUTTERFLY HANDLE



Code	Size	Finishing		
0113608	3/8M x 3/8M	Chrome	10	60
0113808	1/2M x 1/2M	Chrome	25	50
0114008	3/4M x 3/4M	Chrome	20	40
0114208	1M x 1M	Chrome	10	20



SIZE	A	B	C	D	E
3/8 MM	49	56	48	G 3/4	G 3/8
1/2 MM	54	56	54	G 1/2	G 1/2
3/4 MM	62	56	62	G 3/4	G 3/4
1 MM	75	80	72	G 1	G 1



SENA / VA30

Scope:

Valves of the SENA/VA30 series are stop valves with a ball closing element. Manual operation with a quarter turns system. Thanks to their construction and components, they are suitable for installation in:

- Distribution network for water.
- Domestic piping system for drinking water.
- Heating systems.

Main constructive features:

- Body made of European brass CW617N nickel plated.
- A PTFE press ring located on the stem assures outer tightness.
- Inner tightness is assured by PTFE seats.
- Red lever and butterfly handles.

Service conditions:

- Nominal pressure: 30 bar.
- Temperature range: From -20°C (excluding icing) up to 120°C.
- Connections: Female-female, male-female, male-male.

SOLUTION

- **ANTI - IMPURITIES**

FEMALE - FEMALE LEVER HANDLE



Code	Size	Finishing	
RH001	1/4F x 1/4F	Nickel	65
RH002	3/8F x 3/8F	Nickel	65
RH003	1/2F x 1/2F	Nickel	40
RH004	3/4F x 3/4F	Nickel	30
RH005	1F x 1F	Nickel	18
RH006	1 1/4F x 1 1/4F	Nickel	12
RH007	1 1/2F x 1 1/2 F	Nickel	8
RH008	2F x 2F	Nickel	6
RH009	2 1/2F x 2 1/2F	Nickel	4
RH010	3F x 3F	Nickel	2
RH011	4F x 4F	Nickel	2

MALE - FEMALE LEVER HANDLE



Code	Size	Finishing	
RH015	3/8M x 3/8F	Nickel	65
RH016	1/2M x 1/2F	Nickel	40
RH017	3/4M x 3/4F	Nickel	30
RH018	1M x 1F	Nickel	18
RHBG1	1 1/4M x 1 1/4F	Nickel	12
RHBG2	1 1/2M x 1 1/2F	Nickel	8
RHBG3	2M x 2F	Nickel	6

MALE - MALE LEVER HANDLE



Code	Size	Finishing	
RH025	3/8 x 3/8	Nickel	65
RH026	1/2 x 1/2	Nickel	40
RH027	3/4 x 3/4	Nickel	30
RH028	1 x 1	Nickel	18

GARDEN TAP WITH COUPLING LEVER HANDLE



Code	Inlet	Outlet	Finishing	
RHGC1	1/2M	3/4M x Coupling 15	Nickel	27
RHGC2	3/4M	1M x Coupling 20	Nickel	17
RHGC3	1M	1 1/4M x Coupling 25	Nickel	12


FEMALE - FEMALE BUTTERFLY HANDLE



Code	Size	Finishing	
RHM02	3/8F x 3/8F	Nickel	65
RHM03	1/2 F x 1/2 F	Nickel	50
RHM04	3/4 F x 3/4 F	Nickel	35
RHM05	1 F x 1 F	Nickel	20


MALE - FEMALE BUTTERFLY HANDLE



Code	Size	Finishing	
RHM15	3/8M x 3/8F	Nickel	65
RHM16	1/2 M x 1/2 F	Nickel	50
RHM17	3/4 M x 3/4 F	Nickel	35
RHM18	1M x 1F	Nickel	20


MALE - MALE BUTTERFLY HANDLE



Code	Size	Finishing	
RHM25	3/8 x 3/8	Nickel	65
RHM26	1/2 x 1/2	Nickel	50
RHM27	3/4 x 3/4	Nickel	35
RHM28	1 x 1	Nickel	20

FEMALE - COUPLING BUTTERFLY HANDLE




Code	Size	Coupling	Finishing	
01155	1/2Fx 3/4M	Coupling 1/2	Nickel	36
01156	3/4Fx 1M	Coupling 3/4	Nickel	24
01157	1Fx 1 1/4M	Coupling 1	Nickel	12

ANTI - IMPURITIES •

FEMALE - FEMALE LEVER HANDLE WITH FILTER





Code	Size	Finishing	
RHF03	1/2Fx 1/2F	Nickel	27
RHF04	3/4Fx 3/4F	Nickel	17
RHF05	1Fx 1F	Nickel	12

ANTI - IMPURITIES •

FEMALE - FEMALE BUTTERFLY HANDLE WITH FILTER



Code	Size	Finishing	
RHF33	1/2 Fx 1/2F	Nickel	32
RHF34	3/4Fx 3/4F	Nickel	18
RHF35	1 Fx 1 F	Nickel	10



NILE / VA25

Scope:

Valves of the NILE /VA25 series are stop valves with a reduced bore ball closing element. Manual operation with a quarter turns system. Thanks to their construction and components, they are suitable for installation in:

- Distribution network for water.
- Domestic piping system for drinking water.
- Heating systems.

Main constructive features:


- Body made of European brass CW617N nickel plated.
- Double O-ring on the stem assures outer tightness.
- Inner tightness is assured by PTFE seats.
- Red lever and butterfly handles.

Service conditions:

- Nominal pressure: 25 bar.
- Temperature range: From -20°C (excluding icing) up to 100°C.
- Connections: Female-female, male-female, male-male.


FEMALE - FEMALE LEVER HANDLE



Code	Size	Finishing	
RH051	1/4F x 1/4F	Chrome	65
RH052	3/8F x 3/8F	Chrome	65
RH053	1/2F x 1/2F	Chrome	55
RH054	3/4F x 3/4F	Chrome	42
RH055	1F x 1F	Chrome	24
RH056	1 1/4F x 1 1/4F	Chrome	16
RH057	1 1/2F x 1 1/2F	Chrome	8
RH058	2F x 2F	Chrome	6
RH059	2 1/2F x 2 1/2F	Chrome	4


MALE - FEMALE LEVER HANDLE



Code	Size	Finishing	
RHP01	3/8M x 3/8F	Chrome	50
RHP02	1/2M x 1/2F	Chrome	55
RHP03	3/4M x 3/4F	Chrome	42
RHP04	1M x 1F	Chrome	24


MALE - MALE LEVER HANDLE



Code	Size	Finishing	
RHP21	3/8M x 3/8M	Chrome	65
RHP22	1/2 M x 1/2 M	Chrome	55
RHP23	3/4 M x 3/4 M	Chrome	42
RHP24	1 M x 1 M	Chrome	24


FEMALE - FEMALE BUTTERFLY HANDLE



Code	Size	Finishing	
RHM51	1/4F x 1/4F	Chrome	65
RHM52	3/8 F x 3/8 F	Chrome	65
RHM53	1/2 F x 1/2 F	Chrome	65
RHM54	3/4 F x 3/4 F	Chrome	45
RHM55	1F x 1F	Chrome	30


MALE - FEMALE BUTTERFLY HANDLE



Code	Size	Finishing	
RHP11	3/8M x 3/8F	Chrome	65
RHP12	1/2M x 1/2F	Chrome	65
RHP13	3/4M x 3/4F	Chrome	45
RHP14	1M x 1F	Chrome	30


MALE - MALE BUTTERFLY HANDLE



Code	Size	Finishing	
RHP31	3/8M x 3/8M	Chrome	65
RHP32	1/2M x 1/2M	Chrome	65
RHP33	3/4M x 3/4M	Chrome	45
RHP34	1M x 1M	Chrome	30

FEMALE - FEMALE SQUARE 20 X 20 HANDLE




Code	Size	Finishing		
RH053AR	1/2 F x 1/2F	Chrome	Brass colour handle	55
RH054AR	3/4F X 3/4F	Chrome	Brass colour handle	42
RH055AR	1 F x 1 F	Chrome	Brass colour handle	24

GARDEN TAP WITH COUPLING LEVER HANDLE



Code	Connexion	Outlet	Finishing	
RH062	1/2 M	3/4 M x Buse 15	Nickel	27



STOP

Scope:

The valves of STOP series are non-return valves, Y-filters and pressure limiting valves that prevent the equipments from contamination.

CHECK VALVE:

They offer a solution to prevent dangerous back-flow in all type of installations.

Main constructive features:

- Solid construction design to resist hammering.
- Inner spring made of stainless steel.
- High resistant piston withstands tear and wear caused by pressure/hammering.
- Total tightness system at high as well as at lower pressure.
- All materials and treatments make the valve suitable for installation in drinking water systems.
- Non-return system patented by Arco guarantees more than 200.000 cycles without altering mechanical and hydraulic characteristics of the valve.

Service conditions:

- Nominal pressure: 16 bar with peaks of up to 25 bars.
- Temperature range: From 0°C (excluding icing) up to 80°C.
- Connections: Female-female.
- Sizes from 1/2 put to 2 1/2.

PRESSURE LIMITER:

They are devices that limit and stabilize the pressure which comes into a house or other premises helping to save up to 30% of water consumption.

They protect the water installation and all its elements like mixers, washing machines, dishwashers, etc from the effects of high pressure.

They help to keep a lower noise level in the installation.

They can be installed horizontally or vertically inside the premise, after the water meter.

Installation of a filter before the PL is recommended.

Main constructive features:

- Very reduced and compact body to make installation easier.
- Body and cone made of European brass CW617N.
- Spring made of stainless steel.
- Piston made of POM.
- System patented by Arco.

Service conditions:

- Pressure preset at Arco: 4 bar at flow 0.
- Maximum pressure in: 16 bar.
- Maximum flow for DN25: 60 litres/minute.
- Suitable for drinking water.

Certifications and tests:

- Complies with European Norm EN 1567.
- Designed for indoor installation of drinking water that complies with the requirements stated in the CTE-HS 4.

SOLUTIONS

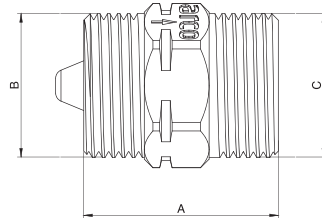
- ANTI - RETURN
- ANTI - IMPURITIES

STOP/ CONTAMINATION DUE TO BACKFLOW/ EQUIPMENT PROTECTION

PRESSURE LIMITER



Code	Size	Finishing		
VL030	1 M x 1 M	Rough	Incl. coupling to 3/4	1 10
VL031	1 M x 1 M	Rough	Without coupling	10 20



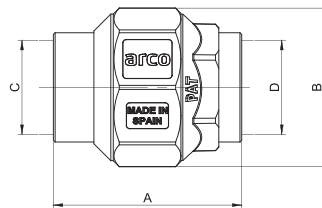
SIZE	A	B	C
1 M x 1 M	45	G 1	G 1

ANTI - RETURN ●

SPRING CHECK VALVE FEMALE - FEMALE



Code	Size	Finishing		
RET01	1/2 F x 1/2 F	Rough		15 90
RET02	3/4 F x 3/4 F	Rough		8 48
RET03	1 F x 1 F	Rough		6 36
RET04	1 1/4 F x 1 1/4 F	Rough		6 24
RET05	1 1/2 F x 1 1/2 F	Rough		6 12
RET06	2 F x 2 F	Rough		3 6
RET07	2 1/2 F x 2 1/2 F	Rough		2 4



SIZE	A	B	C	D
1/2 F x 1/2 F	48	E/C 35	G 1/2	G 1/2
3/4 F x 3/4 F	54	E/C 42	G 3/4	G 3/4
1 F x 1 F	61	E/C 48	G 1	G 1
1 1/4 F x 1 1/4 F	67	E/C 60	G 1 1/4	G 1 1/4
1 1/2 F x 1 1/2 F	73	E/C 71	G 1 1/2	G 1 1/2
2 F x 2 F	80	E/C 87	G 2	G 2
2 1/2 F x 2 1/2 F	100	E/C 103	G 2 1/2	G 2 1/2

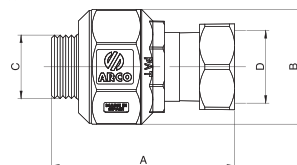
ANTI - RETURN ●

SPRING CHECK VALVE MALE - LOOSE NUT



Code	Size	Finishing		
RET24	1 M x 1 1/4 SN	Rough		6 24
RET25	1 1/4 M x 1 1/2 SN	Rough		6 12
RET26	1 1/2 M x 2 SN	Rough		3 6

SN: Swivel Nut



SIZE	A	B	C	D
1 M x 1 1/4 LN	96	E/C 60	G 1	G 1 1/4
1 1/4 M x 1 1/2 LN	105	E/C 71	G 1 1/4	G 1 1/2
1 1/2 F x 2 LN	121	E/C 87	G 1 1/2	G 2

ANTI - RETURN ●

FOOT VALVE




Code	Size	Finishing		
01715	1/2 F x 1/2 F	Rough		30 30
01716	3/4 F x 3/4 F	Rough		20 20
01717	1 F x 1 F	Rough		15 15
01718	1 1/4 F x 1 1/4 F	Rough		6 6
01719	1 1/2 F x 1 1/2 F	Rough		5 5
01720	2 F x 2 F	Rough		4 4
01721	2 1/2 F x 2 1/2 F	Rough		10 10
01722	3 F x 3 F	Rough		10 10
01723	4 F x 4 F	Rough		5 5

STOP/ CONTAMINATION DUE TO BACKFLOW/ EQUIPMENT PROTECTION

ANTI - RETURN ●

NON-RETURN RETENTION RUBBER SEAL





Code	Size	Finishing	
01730	1/2 F x 1/2 F	Rough	30
01731	3/4 F x 3/4 F	Rough	20
01732	1 F x 1 F	Rough	15
01733	1 1/4 F x 1 1/4 F	Rough	8
01734	1 1/2 F x 1 1/2 F	Rough	5
01735	2 F x 2 F	Rough	3
01736	2 1/2 F x 2 1/2 F	Rough	20
01737	3 F x 3 F	Rough	12
01738	4 F x 4 F	Rough	5

ANTI-IMPURITIES ●

STRAINER FILTER





Code	Size	Finishing		
01830	1/2 F x 1/2 F	Rough	12	72
01831	3/4 F x 3/4 F	Rough	8	48
01832	1 F x 1 F	Rough	6	36
01833	1 1/4 F x 1 1/4 F	Rough	4	20
01834	1 1/2 F x 1 1/2 F	Rough	4	12
01835	2 F x 2 F	Rough	2	12

ANTI-IMPURITIES ●


FILTER STAINLESS STEEL




Code	Size		
01811	1/2 M	48	480
01812	3/4 M	32	320
01813	1 M	18	180
01814	1 1/4 M	16	128
01815	1 1/2 M	6	60
01816	2 M	6	60
01817	2 1/2 M	2	24

GATE VALVE ELASTIC CLOSURE



Code	Size	Finishing	
01881	1/2 F x 1/2 F	Rough	40
01882	3/4 F x 3/4 F	Rough	32
01883	1 F x 1 F	Rough	24
01884	1 1/4 F x 1 1/4 F	Rough	16
01885	1 1/2 F x 1 1/2 F	Rough	8
01886	2 F x 2 F	Rough	8
01887	2 1/2 F x 2 1/2 F	Rough	3
01888	3 F x 3 F	Rough	2
01889	4 F x 4 F	Rough	1



SIL

Scope:

Valves of the SIL series are stop valves with a ball closing element.

Designed in straight and angle version, they are intended for installation of water meters, collective manifolds or individual installations.

The angle valves follow requirements of UNE 19804.

Thanks to their construction and components, they are suitable for installation in:

- Distribution network for drinking water.
- Domestic piping system for water.

Main constructive features:

- All material used make the valves suitable to be in contact with water for human consumption
- All models of SIL series made of European brass CW617N with a brass colour finishing
- All lever and butterfly handles are coated with special painting to protect the valve against corrosion.
- Lever handle available also in stainless steel for the most aggressive environments.
- Some models include a non-return valve that fulfils all requirements of tightness, atoxicity and blocking resistance.
- Double safety system. A PTFE press ring located on the stem assures outer tightness. Additionally two NBR rings located on stem.
- Inner tightness is assured by PTFE seats.
- Design of the models has been validated as per norm UNE 19804.
- Design of the straight models has been validated as per norm UNE-EN 13828 and UNE-EN1074-1.
- The connections have been approved as per norm UNE EN 712.

Service conditions:

- Nominal pressure: 16 bar.
- Temperature range: up to 60°C.

Certifications and tests:

- The valves series SIL have been tested by ITA (Technologic Institute of Water) at the Valencia Polytechnics University and checked on meeting all requirements of norm UNE 19804.
- All straight valves SIL have been tested in the laboratory at Válvulas Arco S.L. in accordance with norms EN 13828 y EN1074.

SOLUTIONS

- **SBA SYSTEM SOLUTIONS (LOCKING SYSTEM FRAUD)**
- **AGGRESSIVE WATERS**
- **ANTI-RETURN**
- **ANTI-LIME**

ANTI-RETURN ●

DN 15 MALE - SWIVEL NUT



Code	Inlet	Outlet	Valve Type		
BAT31	3/4 M	3/4 Swivel nut	Inlet	18	36
BAT41	3/4 M	7/8 Swivel nut	Inlet	18	36
BAT51 ●	3/4 M Swivel nut	3/4 M	Outlet - Check valve	18	36
BAT52 ●	3/4 M	3/4 Swivel nut	Outlet - Check valve	18	36

The article BAT52 includes an outlet 3/8 for manometer

ANTI-RETURN ●

DN 15 MALE - 21,8 LEFT THREAD



Code	Inlet	Outlet	Valve Type		
BAT61ST	3/4 M	21,8 Left thread	Inlet	20	40
BAT21ST ●	21,8 Left thread	3/4 M	Outlet - Check valve	20	40

ANTI-RETURN ●

DN 15 MALE - LEFT / RIGHT NUT



Code	Inlet	Outlet	Valve Type		
BAT61	3/4 M	3/4 M	Inlet	16	32
BAT71	3/4 M	7/8 M	Inlet	16	32
BAT21 ●	3/4 M	3/4 M	Outlet - Check valve	16	32

ANTI-RETURN ●

DN 15 MALE - FEMALE



Code	Inlet	Outlet	Valve Type		
BAMH1	3/4 M	1/2 F	Inlet	20	40
BAMH2	3/4 M	3/4 F	Inlet	20	40
BAMH3 ●	3/4 F	3/4 M	Outlet - Check valve	20	40

DN 15 FLANGE BATTERIES - SWIVEL NUT



Code	Inlet	Outlet	Valve Type		
BAT03	Flange batteries	3/4 Swivel nut	Inlet	10	20
BAT12	Flange batteries	7/8 Swivel nut	Inlet	8	16

DN 15 FLANGE BATTERIES - 21,8 LEFT THREAD



Code	Inlet	Outlet	Valve Type		
BAT11ST	Flange batteries	21,8 Left thread	Inlet	10	20

DN 15 FLANGE BATTERIES - LEFT / RIGHT NUT



Code	Inlet	Outlet	Valve Type		
BAT02	Flange batteries	3/4 M	Inlet	10	20
BAT11	Flange batteries	7/8 M	Inlet	10	20

ANTI-RETURN ●

DN 15 POLYETHYLENE - SWIVEL NUT



Code	Inlet	Outlet	Valve Type		
BAR31	PE 25	3/4 Swivel nut	Inlet	10	20
BAR41	PE 25	7/8 Swivel nut	Inlet	10	20
BAR51 ●	3/4 Swivel nut	PE 25	Outlet - Check valve	10	20
BAR51H ●	3/4 Swivel nut	PE 25	Outlet - Check valve	10	20

The article BAR51H includes an outlet for manometer

ANTI-RETURN ●

DN 15 POLYETHYLENE - 21,8 LEFT THREAD



Code	Inlet	Outlet	Valve Type		
BAR31ST	PE 25	21,8 Left thread	Inlet	10	20
BAR51ST ●	21,8 Left thread	PE 25	Outlet - Check valve	10	20

DN 15 NUT 21,8 LEFT THREAD



Code	Inlet	Outlet	
04550	21,8 Left thread	3/4 F	25
04555	21,8 Left thread	7/8 F	25
04553	21,8 Left thread	1 F	25

For the articles: BAR31ST, BAR51ST, BAT11ST, BAT21ST y BAT61ST

ANTI-RETURN ●

DN 20 MALE - SWIVEL NUT



Code	Inlet	Outlet	Valve Type		
BAT55	1 M	7/8 Swivel nut	Inlet	10	20
BAT56	1 M	1 Swivel nut	Inlet	10	20
BAT58 ●	1 Swivel nut	1 M	Outlet - Check valve	10	20

ANTI-RETURN ●

DN 20 MALE - 1 LEFT THREAD



Code	Inlet	Outlet	Valve Type		
BAT25ST	1 Left thread	1 M	Outlet - Check valve	10	20

ANTI-RETURN ● + ANTI-LIME ●

DN 20 3/4 LEFT THREAD - MALE



Code	Inlet	Outlet	Valve Type		
BAT22AST	3/4 Left thread	1 M	Outlet - Check valve	10	20

Outlet 1/2 for manometer

DN 20 FLANGE BATTERIES - SWIVEL NUT



Code	Inlet	Outlet	Valve Type		
BAT16	Flange batteries	1 Swivel nut	Inlet	10	20

DN 20 FLANGE BATTERIES - 1 LEFT THREAD



Code	Inlet	Outlet	Valve Type		
BAT15ST	Flange batteries	1 Swivel nut	Inlet	10	20

ANTI-LIME ●

DN 20 FLANGE BATTERIES - 3/4 LEFT THREAD



Code	Inlet	Outlet	Valve Type		
BAT18AST	Flange batteries	3/4 Left thread	Inlet	10	20

Includes SBA

ANTI-RETURN ●

DN 20 POLYETHYLENE - SWIVEL NUT



Code	Inlet	Outlet	Valve Type		
BAR54	PE 32	3/4 Swivel nut	Inlet	8	16
BAR53	PE 32	7/8 Swivel nut	Inlet	8	16
BAR57ES ●	3/4 Swivel nut	PE 32	Outlet - Check valve	8	16
BAR59 ●	1 Swivel nut	PE 32	Outlet - Check valve	8	16

DN 20 NUT 3/4 LEFT THREAD



Code	Inlet	Outlet	
04551	3/4 Left thread	3/4 F	10
04552	3/4 Left thread	1 F	10

For BAR18AST and BAR22AST

DN 20 NUT 1 LEFT THREAD



Code	Inlet	Outlet	
04557	1 Left thread	7/8 F	10
04558	1 Left thread	1 F	10

For BAR57ST, BAT15ST, BAT25ST y BAT72ST

DRAINER TEE



Code	Inlet	Outlet	
03845	21,8 M Left thread	21,8 M Left thread	25
03848	3/4 F	3/4 M	20

SBA SYSTEM SOLUTIONS (LOCKING SYSTEM FRAUD) ●

LOCKING SYSTEM



Code	Size		
SBA08	Nut M8	5	250
SBA01	SBA Key	50	100
SBA10	Nut M10	5	500

Only available for water companies supplying

FEMALE - SWIVEL NUT BUTTERFLY HANDLE



Code	Size	Finishing		
01255	3/4 F x 3/4 SN	Rough		20 40
01255R ●	3/4 F x 3/4 SN	Rough	With check valve	20 40
01267	3/4 F x 7/8 SN	Rough		20 40
01269	3/4 F x 1 SN	Rough		20 40

MALE - SWIVEL NUT BUTTERFLY HANDLE



Code	Size	Finishing		
M1255	3/4 M x 3/4 SN	Rough		20 40
M1267	3/4 M x 7/8 SN	Rough		20 40
M1269	3/4 M x 1 SN	Rough		20 40

FEMALE - FEMALE



Code	Size	Finishing		
01167	1/2 F x 3/4 F	Rough	BUTTERFLY Handle	25 50

FEMALE - FEMALE SQUARE 30 X 30 HANDLE





Code	Size	Finishing		
C1233	1/2 F x 1/2 F	Rough		25 50
C1234	3/4 F x 3/4 F	Rough		20 40
C1235	1 F x 1 F	Rough		10 20
C1236	1 1/4 F x 1 1/4 F	Rough		8 16
C1237	1 1/2 F x 1 1/2 F	Rough		4 8
C1238	2 F x 2 F	Rough		2 4

ANTI-LIME ●

FEMALE - FEMALE SQUARE 30 X 30 HANDLE





Code	Size	Finishing		
C1233AC	1/2 F x 1/2 F	Rough	25	50
C1234AC	3/4 F x 3/4 F	Rough	20	40
C1235AC	1 F x 1 F	Rough	10	20
C1236AC	1 1/4 F x 1 1/4 F	Rough	8	16
C1237AC	1 1/2 F x 1 1/2 F	Rough	4	8
C1238AC	2 F x 2 F	Rough	2	4

AGRESSIVE WATERS ●



FEMALE - FEMALE SQUARE 30 X 30 HANDLE DR BRASS



Code	Size	Finishing		
AS001AR	1/2 F x 1/2 F	Rough	25	50
AS002AR	3/4 F x 3/4 F	Rough	20	40
AS003AR	1 F x 1 F	Rough	10	20
AS300AR	1 1/4 F x 1 1/4 F	Rough	8	16
AS301AR	1 1/2 F x 1 1/2 F	Rough	4	8
AS302AR	2 F x 2 F	Rough	2	4

FEMALE - POLYETHYLENE INTERNAL NUT SQUARE 30 X 30 HANDLE





Code	Size	Finishing		
M1280	3/4 F x 25	Rough	15	30
M1285	1 F x 32	Rough	10	20

Lever or butterfly handle under request



POLYETHYLENE - POLYETHYLENE INTERNAL NUT LEVER HANDLE



Code	Size	Finishing		
M1281RA	25 x 25	Rough	10	20
M1286RA	32 x 32	Rough	5	10



POLYETHYLENE - POLYETHYLENE INTERNAL NUT BUTTERFLY HANDLE



Code	Size	Finishing		
M1282RA	25 x 25	Rough	8	16
M1287RA	32 x 32	Rough	6	12

POLYETHYLENE - POLYETHYLENE INTERNAL NUT BUTTERFLY HANDLE



Code	Size	Finishing		
M1280RA	25 x 25	Rough	10	20
M1285RA	32 x 32	Rough	6	12

SIL STRAIGHT/EXTERNAL NUT

Watermeter Valves PN 16 bar

FEMALE - POLYETHYLENE EXTERNAL NUT LEVER HANDLE



Code	Size	Finishing		
M1281EX	3/4 x 25	Rough	10	20
M1286EX	1 F x 32	Rough	6	12

FEMALE - POLYETHYLENE EXTERNAL NUT BUTTERFLY HANDLE



Code	Size	Finishing		
M1282EX	3/4 F x 25	Rough	10	20
M1287EX	1 F x 32	Rough	10	20

FEMALE - POLYETHYLENE EXTERNAL NUT SQUARE 30 X 30 HANDLE



Code	Size	Finishing		
M1280EX	3/4 F x 25	Rough	10	20
M1285EX	1 F x 32	Rough	6	12

POLYETHYLENE - POLYETHYLENE EXTERNAL NUT LEVER HANDLE




Code	Size	Finishing		
M1281PEX	25 x 25	Rough	10	20
M1286PEX	32 x 32	Rough	5	10

POLYETHYLENE - POLYETHYLENE EXTERNAL NUT SQUARE 30 X 30 HANDLE



Code	Size	Finishing		
M1280PEX	25 x 25	Rough	10	20
M1285PEX	32 x 32	Rough	6	12



TEXAS

Application:

Valves of the TEXAS series are stop valves with a ball closing element, designed to be embedded in concealed installations.

Thanks to their construction and components, they are suitable for installation in:

- Distribution network for cold and hot water.
- Domestic piping system for water. Ideal for general shut-off of the house or shut-off of individual premises (bathroom, kitchen, garage...).

Main constructive features:

- Body made of European brass CW617N with a brass colour finishing.
- Handles made of zamak, polished and chrome plated with designs that combine with modern and traditional taps and mixers.
- The exclusive designs of the handles and rosettes allow adjusting the handle to small deviations during installation of the valve.
- The use of special extension of Arco can increase the distance between the rosette and the axis of the pipe to 66 mm.
- A special device allows the stem to be lengthened up to 66mm.

Service conditions:

- Nominal pressure: 30 bar.
- Temperature range :) from -20°C (excluding icing) up to 90°C.
- Connections: threaded F-F, solder, pex and multilayer.

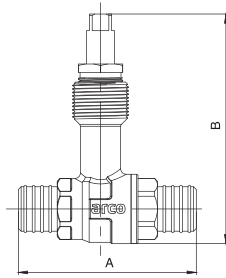
SOLUTION

- ANTI-LIME

PEX METALLIC RING



- Adaptable metal-Ring system



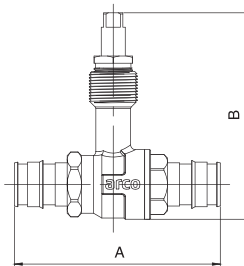
Code	Size	Finishing		
36310	16 x 1,8	Rough	5	20
36320	20 x 1,9	Rough	5	20
36330	25 x 2,3	Rough	5	20

SIZE	A	B
Ø16x1.8	64	83
Ø20x1.9	64	83
Ø25x2.3	77	91

PEX PLASTIC RING



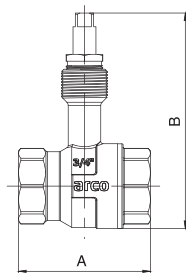
- Expansion plastic ring system



Code	Size	Finishing		
36410	16 x 1,8	Rough	5	20
36420	20 x 1,9	Rough	5	20
36430	25 x 2,3	Rough	5	20

SIZE	A	B
Ø16 x 1,8	78	86
Ø20 x 1,9	86	86
Ø25 x 2,3	101	94

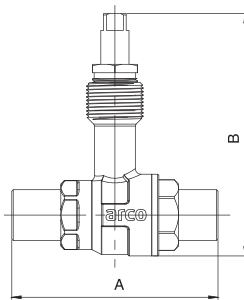
FEMALE - FEMALE



Code	Size	Finishing		
36105	1/2F x 1/2F	Rough	5	20
36110	3/4F x 3/4F	Rough	5	20
36115	1F x 1F	Rough	5	20

SIZE	A	B
1/2FF	48	86
3/4FF	58	94
1FF	67	102

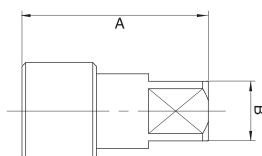
SOLDER



Code	Size	Finishing		
36205	12	Rough	5	20
36215	15	Rough	5	20
36225	18	Rough	5	20
36230	22	Rough	5	20
36235	28	Rough	5	20

SIZE	A	B
Ø12	73	85
Ø15	73	85
Ø18	73	85
Ø28	98	94

EXTENSION PIECE AND SCREW

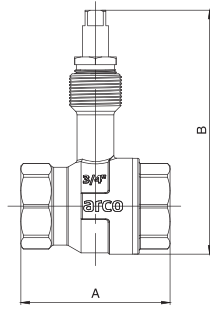


Code	Size	
T8225	One size	25

MEDIDA	A	B
One size	25	8

ANTI-LIME ●

FEMALE - FEMALE

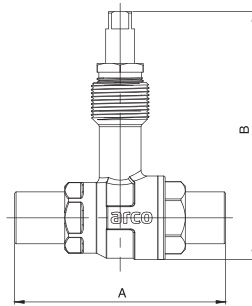


Code	Size	Finishing		
36105AC	1/2F x 1/2F	Rough	5	20
36110AC	3/4F x 3/4F	Rough	5	20

SIZE	A	B
1/2FF	48	86
3/4FF	58	94

ANTI-LIME ●

SOLDER

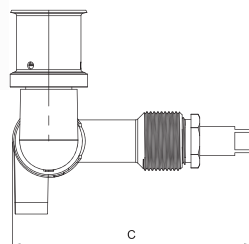
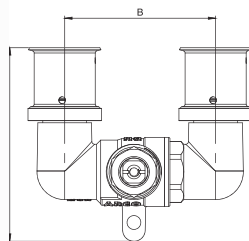


Code	Size	Finishing		
36215AC	15	Rough	5	20
36225AC	18	Rough	5	20
36230AC	22	Rough	5	20

SIZE	A	B
∅15	73	85
∅18	73	85
∅22	85	90
∅28	98	94

JUCAR VALVES FOR ARCOPEK® & ARCOKAPA® / PN30

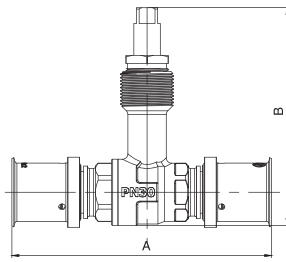
JUCAR EMBEDDED IN U



Code	Size	
36720	20 x 2,00	20
36730	20 x 2,25	20
36740	25 x 2,50	20
36750	26 x 3,00	20

SIZE	A	B	C
20 x 2,00	70	54.5	82
20 x 2,25	70	54.5	82
25 x 2,50	78	62.6	86
26 x 3,00	78	62.6	86

JUCAR EMBEDDED

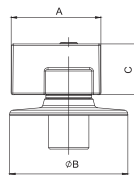


Code	Size	
36610	16 x 2,00	20
36620	20 x 2,00	20
36630	20 x 2,25	20
36640	25 x 2,50	20
36650	26 x 3,00	20
36660	32 x 3,00	16

SIZE	A	B
16 x 2,00	92	82
20 x 2,00	96	82
20 x 2,25	96	82
25 x 2,50	119	86
26 x 3,00	119	86
32 x 3,00	125	93

TEXAS HANDLES

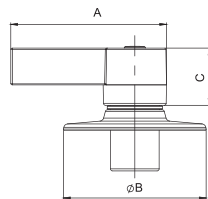
HANDLE AND ROSETTE MASTER



Code	Finishing		
08235	Chrome	5	20

A	B	C
53	∅ 70	30

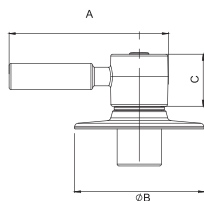
HANDLE AND ROSETTE LEVER



Code	Finishing		
08230	Chrome	5	20

A	B	C
76	∅ 70	28

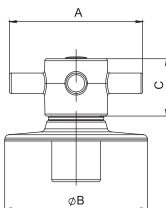
HANDLE AND ROSETTE TECH



Code	Finishing		
08240	Chrome	5	20

A	B	C
86	∅ 70	28

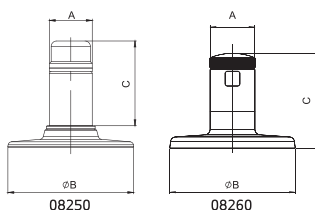
HANDLE AND ROSETTE STAR



Code	Finishing		
08245	Chrome	5	20

A	B	C
65	∅ 70	28

HANDLE AND ROSETTE CONCEALED



Code	Finishing		
08250	Chrome	5	20
08260	Chrome	5	20

REF.	A	B	C
08250	24	∅ 70	47
08260	25	∅ 70	53



MANIFOLDS ANTI-LIME 1/4 TURN

NEW

Scope:

The collectors are fixed and modular facilities for centralized drinking water supply and hot water (DHW) to public toilets, changing rooms,...

Terms of Service:

- Nominal pressure: 16 Bar.
- Test pressure: 25 Bar.
- Medium: drinking water and hot water.
- Temperature: cold and hot water to 95 ° C.

Features - Fixed collectors

- Calc System axle-ball manufactured in one piece
- System of a quarter turn, with seats close on NBR (System A-80)
- Available for Multilayer PEX connections
- Chromed brass body CW617N
- Available 2 and 3 outputs

Features - Modular manifolds:

- Calc System axle-ball manufactured in one piece.
- Modular system with closure back guy.
- System of a quarter turn, with seats close on NBR (System A-80).
- Available for Multilayer PEX connections.
Chromed brass body CW617N.

SOLUTION

- ANTI-LIME
- FAST CONNECTION

MANIFOLDS ANTI-LIME 1/4 TURN

Open- Close 1/4 Turn System

FAST CONNECTION • + ANTI-LIME •

MODULAR MANIFOLD ANTI-LIME 1/4 TURN

COMING SOON



FIT SYSTEM

1. Guide



2. Fit



3. Turn



4. Block



Main constructive features:

- **ANTI-LIME SOLUTION.**
Stem and ball are manufactured in one piece made of special anti-lime technology, which increases its resistance, allows a softer operation of the valve and blocks the lime adhesion on it.
- **1/4 TURN SYSTEM.**
This stem-ball quarter turn system, has the same leak tightness and low loss of pressure features as the quarter turn A-80 series.
- **LEAK TIGHTNESS SYSTEM.**
One NBR SEAT pushed against the stem-ball by the mean of a supporting clip made of POM, guarantees the internal leak tightness. A double NBR seal placed on the stem-ball assure external leak tightness.

MANIFOLDS ANTI-LIME 1/4 TURN

Open- Close 1/4 Turn System

FAST CONNECTION ● + ANTI-LIME ●

MANIFOLD



Code	Size	N° Ways	Finishing	Outlet
38010 ●	3/4	2 x G 1/2	Chrome	raccod 1/2 - 16 mm inclus
38020	3/4	2 x M24	Chrome	
38030 ●	3/4	2 x G 1/2 with teflon O-ring	Chrome	raccod 1/2 - 16 mm inclus
38110	3/4	3 x G 1/2	Chrome	raccod 1/2 - 16 mm inclus
38120	3/4	3 x M24	Chrome	
38130 ●	3/4	3 x G 1/2 with teflon O-ring	Chrome	raccod 1/2 - 16 mm inclus

ANTI-LIME ●

MODULAR MANIFOLD



Code	Size	N° Ways	Finishing	Outlet
38210	Central Module	1 x M24	Chrome	With fitting 16mm
38310	Initial Module 3/4 M	2 x M24	Chrome	With fitting 16mm
38320	Final Module 3/4 M	2 x M24	Chrome	With fitting 16mm

FIT SYSTEM




MANIFOLDS ANTI-LIME 1/4 TURN

Open- Close 1/4 Turn System


PLASTIC BOX



Code	Size	Finishing	
38510	320 x 265 x 80 with tap and fixation	Blanche	1
38520	400 x 265 x 80 avec couvercle et support	Blanche	1
38530	500 x 265 x 80 avec couvercle et support	Blanche	1
38540	600 x 265 x 80 avec couvercle et support	Blanche	1

METAL BOX



Code	Size	Finishing	
38560	500 x 535 x 110 with tap	Blanche	1
38570	600 x 535 x 110 with tap	Blanche	1

ACCESSORIES



Manifold ending tap



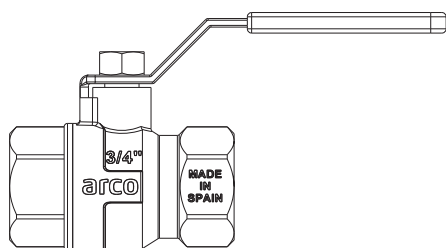
Support for metal box

Code	Size
38410	Manifold ending tap
1182010	Manifold key
38590	Support for metal box

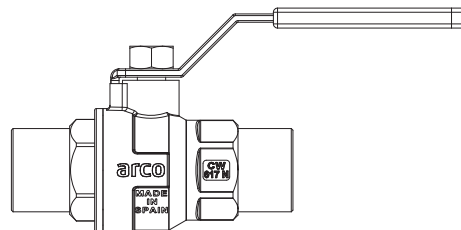


TAJO 2000 SOLAR

An answer for every need, because innovation and the environment are our strategic values.



BALL VALVE



SOLDER VALVE



TAJO 2000 SOLAR

Scope: TAJO SOLAR series are ball valves, designed for solar heating systems, they can be used both flat panel collectors and vacuum tube collector. Due to their technical features and raw materials used in their manufacture, they can be installed both in primary and secondary circuits, furthermore they are suitable to be in contact with drinking water.

Their main uses in a Solar heating system are:

1. Isolation of any system elements. Two valves, one in the inlet another one in the outlet of each element to be isolated:

- Solar collector batteries.
- Circulation pump in the primary circuit.
- Solar storage tank/ heat exchanger.
- Expansion vessel.
- Pressure gauge.
- Connections to the secondary circuit.
- By-pass between primary and secondary circuits.
- Other odd elements.

2. Draining or filling the primary circuit:

- Guaranteed watertightness, according to the following service conditions.

Main constructive features:

- The chrome plated surface in every model from TAJO SOLAR series provide them a great resistance in outdoor conditions for many years, working properly and without damage.
- Lever handles are coated with black epoxy.
- All valves from TAJO SOLAR series have a leak tightness system, 100% tested in production.

Service conditions:

- Nominal pressure: PN 10.
- Temperature working range: from -30°C (excluding frost) up to 180°C.
- Fluid used: water and propylene glycol solutions.

Technical features:

- Raw materials:
Body, lateral, stem and ball: brass according to EN 12164 and EN 12165.
- Handle: Steel epoxy coated.
- Seats: High thermal resistant Teflon seals.
- O-rings: High thermal resistant Elastomer.
- Female thread connections: Rp ISO 7.

SOLUTIONS

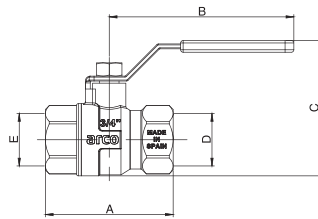
- HIGH TEMPERATURE
- AGGRESSIVE ENVIRONMENTS

HIGH TEMPERATURE ●

TAJO 2000 FEMALE - FEMALE LEVER HANDLE SOLAR



Code	Size	Finishing		
SL1100	1/4 F x 1/4 F	Chrome	10	60
SL1101	3/8 F x 3/8 F	Chrome	10	60
SL1102	1/2 F x 1/2 F	Chrome	25	50
SL1103	3/4 F x 3/4 F	Chrome	20	40
SL1104	1 F x 1 F	Chrome	10	20
SL1105	1 1/4 F x 1 1/4 F	Chrome	6	12
SL1106	1 1/2 F x 1 1/2 F	Chrome	4	8
SL1107	2 F x 2 F	Chrome	2	4



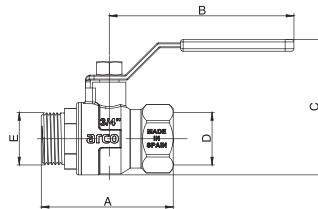
SIZE	A	B	C	D	E
1/4 FF	44	63	40	G 1/4	G 1/4
3/8 FF	44	63	40	G 3/8	G 3/8
1/2 FF	60	93	62	G 1/2	G 1/2
3/4 FF	66	93	70	G 3/4	G 3/4
1 FF	80	112	81	G 1	G 1
1 1/4 FF	89	112	90	G 1 1/4	G 1 1/4
1 1/2 FF	108	152	107	G 1 1/2	G 1 1/2
2 FF	125	152	123	G 2	G 2

HIGH TEMPERATURE ●

TAJO 2000 MALE - FEMALE LEVER HANDLE SOLAR



Code	Size	Finishing		
SL1127	1/2 M x 1/2 F	Chrome	25	50
SL1129	3/4 M x 3/4 F	Chrome	20	40
SL1131	1 M x 1 F	Chrome	10	20



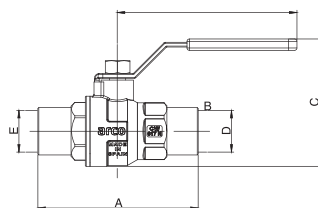
SIZE	A	B	C	D	E
1/4 FF	60	93	62	G 1/4	G 1/4
3/4 FF	66	93	70	G 3/4	G 3/4
1 FF	80	112	81	G 1	G 1

HIGH TEMPERATURE ●

TAJO 2000 SOLDER LEVER HANDLE SOLAR



Code	Size	Finishing		
SL0238	15	Chrome	25	50
SL0242	18	Chrome	25	50
SL0244	22	Chrome	15	30
SL0246	28	Chrome	10	20





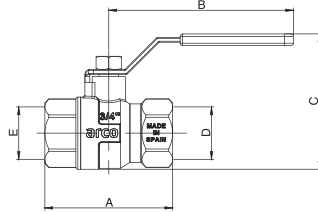
SIZE	A	B	C	D	E
15 mm	69	93	62	15	15
18 mm	73	93	62	18	18
22 mm	84	93	70	22	22
28 mm	85	112	90	28	28

HIGH TEMPERATURE • + AGGRESSIVE ENVIRONMENTS •

TAJO 2000 FEMALE - FEMALE STAINLESS STEEL LEVER HANDLE SOLAR



Code	Size	Finishing		
SL1112	1/2 F x 1/2 F	Chrome	25	50
SL1113	3/4 F x 3/4 F	Chrome	20	40
SL1114	1 F x 1 F	Chrome	10	20
SL1115	1 1/4 F x 1 1/4 F	Chrome	6	12
SL1116	1 1/2 F x 1 1/2 F	Chrome	4	8
SL1117	2 F x 2 F	Chrome	4	8

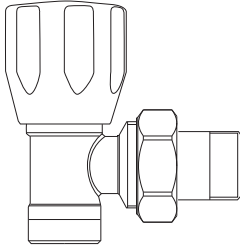


SIZE	A	B	C	D	E
1/2 FF	60	93	62	G 1/2	G 1/2
3/4 FF	66	93	70	G 3/4	G 3/4
1 FF	80	112	81	G 1	G 1
1 1/4 FF	89	112	90	G 1 1/4	G 1 1/4
1 1/2 FF	108	152	107	G 1 1/2	G 1 1/2
2 FF	125	152	123	G 2	G 2

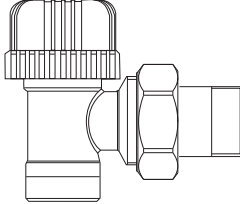


HEATING

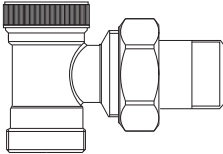
Wide range of products: manual control valves, holders, thermostatic valves, thermostatic radiator, thermostatic head, drains, ... in response to market needs.



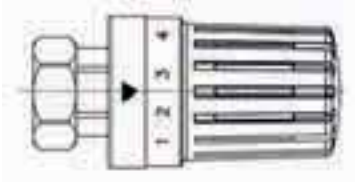
MANUAL VALVES



THERMOSTATIC VALVE



LOCKSHIELD



THERMOSTATIC HEAD



HEATING

MANUALLY OPERATED VALVES AND HOLDERS

Scope:

Manually operated valves for radiators and holders are designed to individual or collective facilities for heating water which heating fluid is circulated through a two-pipe system.

Key Features:

- Body, shaft, sleeve nut and brass manufactured in accordance with EN12464 and EN 12165 standards.
- Outside by sealing the shaft with two O-rings of VITON® [FKM] in models for welding, EPDM in the rest.
- Metal internal locking system.
- Sealing the joint between valve and sleeve with NBR seal.
- 100% of the checked to ensure tightness.

Terms of Service:

- Maximum temperature 110 °C.
- Maximum pressure 10 bar.

THERMOSTATIC VALVES AND THERMOSTATIC

Scope:

Thermostats and thermostatic valves for radiators are designed to individual or collective facilities for heating water which heating fluid is circulated through a two-pipe system.

Thermostatic radiator valves are supplied with a remote control that allows manual control, allowing to adapt subsequently ARCO thermostatic head just remove the control and without changing or removing the radiator valve

Thermostatic valves are supplied with a plastic shield to protect the mechanism of regulation, once installed, remove the protector and mount the thermostatic head of ARCO.

Key Features:

- Body, shaft, sleeve nut and brass manufactured in accordance with EN12464 and EN 12165 standards.
- Outside by sealing the shaft with two EPDM O-Rings.
- Metal internal locking system.
- Sealing the joint between valve and sleeve with NBR seal.
- 100% of the checked to ensure tightness

Terms of Service:

- Maximum temperature 110 °C.
- Maximum pressure 10 bar.

THERMOSTATIC HEAD APPLICATION:

Scope:

Head thermostatic temperature control valves and thermostatic TEIDE series.

Key Features:



- Liquid sensors and wax
- Regualción temperature from 12 °C to 28 °C
- Frost Position



SCREWED ANGLE

Code	Size	Finishing		
503000	3/8	Nickel	10	60
503005	1/2	Nickel	10	60

COMPRESSION ANGLE FOR COPPER PIPE

Code	Size	Finishing		
503015	3/8 x 12	Nickel	10	60
503020	1/2 x 12	Nickel	10	60
503030	1/2 x 15	Nickel	10	60

COMPRESSION ANGLE

Code	Size	Finishing		
503055	1/2	Nickel	10	60



LOCKSHIELD




SCREWED ANGLE LOCKSHIED

Code	Size	Finishing		
507000	3/8	Nickel	10	60
507005	1/2	Nickel	10	60

COMPRESSION ANGLE LOCKSHIELD FOR COPPER PIPE

Code	Size	Finishing		
507015	3/8 x 12	Nickel	10	60
507020	1/2 x 12	Nickel	10	60
507030	1/2 x 15	Nickel	10	60

COMPRESSION ANGLE LOCKSHIELD FOR COPPER PIPE

Code	Size	Finishing		
507055	1/2	Nickel	10	60

H ANGLE VALVE

NEW



Code	Size	Finishing		
07940	3/4 M x 3/4 EC avec reduction 3/4 M	Nickel	1	30
07941	3/4 M x 3/4 EC	Nickel	20	40

H STRAIGHT VALVE

NEW



Code	Size	Finishing		
07930	3/4 M x 3/4 EC avec reduction 3/4 M	Nickel	1	30
07931	3/4 M x 3/4 EC	Nickel	20	40

TEIDE

Radiator valves single adjustment



THERMOSTATIC HEAD

Code	Finishing			
TB905	Cire	M-28	1	50
TB910	Liquide	M-28	1	50
TB930	Liquide	M-30	1	50



COMING SOON

THERMOSTATIC HEAD

Code	Finishing	
880010	Liquide	M-28
880020	Liquide	M-30



FITTINGS FOR PEX AND MULTILAYER PIPES

Code	Size	
B4392	16	20
B4393	18	20

NEW



THERMOSTATIC MALE ANGLE FOR PEX AND MULTILAYER PIPES

Code	Size	Finishing			
880215	1/2	Nickel	M-28	10	50

NEW



THERMOSTATIC SCREWED ANGLE

Code	Size	Finishing			
880225	1/2	Nickel	M-28	10	50
880275	1/2	Nickel	M-30	10	50

NEW



THERMOSTATIC SCREWED STRAIGHT

Code	Size	Finishing			
880235	1/2	Nickel	M-28	10	50
880285	1/2	Nickel	M-30	10	50

THERMOSTATIC MALE ANGLE FOR PEX AND MULTILAYER PIPES

Code	Size	Finishing			
TB210	3/8	Nickel	M-28	10	50
TB215	1/2	Nickel	M-28	10	50

THERMOSTATIC SCREWED ANGLE



Code	Size	Finishing			
TB220	3/8	Nickel	M-28	10	50
TB225	1/2	Nickel	M-28	10	50
TB275	1/2	Nickel	M-30	10	50

THERMOSTATIC SCREWED STRAIGHT

Code	Size	Finishing			
TB235	1/2	Nickel	M-28	10	50
TB285	1/2	Nickel	M-30	10	50



SCREWED ANGLE



Code	Size	Finishing		
07426	3/8	Nickel	10	60
07428	1/2	Nickel	10	60
07429	3/4	Nickel	8	48



COMPRESSION ANGLE FOR COPPER PIPE



Code	Size	Finishing		
G7451	3/8 x 12	Nickel	10	60
G7453	1/2 x 12	Nickel	10	60
G7455	1/2 x 14	Nickel	10	60
G7457	1/2 x 15	Nickel	10	60


SOLDER ANGLE



Code	Size	Finishing		
07431	3/8 x 12	Nickel	10	60
07435	1/2 x 12	Nickel	10	60
07437	1/2 x 14	Nickel	10	60

MALE ANGLE FOR PEX AND MULTILAYER PIPES



Code	Size	Finishing		
M7455	1/2 - M.24 x 1,5	Nickel	10	60

Pour les systèmes à tubes multicouches ou PEX. Voir accessoires de chauffage.

SCREWED STRAIGHT



Code	Size	Finishing		
07600	3/8	Nickel	10	60
07601	1/2	Nickel	10	60
07446	3/4	Pour souder	10	60

TEIDE MALE STRAIGHT FOR PEX AND MULTILAYER PIPES



Code	Size	Finishing		
07605	M-24	Nickel	10	60

FITTINGS FOR PEX AND MULTILAYER PIPES



Code	Size	Finishing	
B4392	16	Nickel	20
B4393	18	Nickel	20

FITTINGS FOR ARCOPEX® AND ARCOKAPA® PIPES



Code	Size	Finishing	
854510	16 x 2,00	Nickel	20
854515	20 x 2,00	Nickel	20
854520	20 x 2,25	Nickel	20

LOCKSHIELD

SCREWED ANGLE



Code	Size	Finishing		
P7561	3/8	Nickel	10	60
P7563	1/2	Nickel	10	60
P7564	3/4	Nickel	8	48



SCREWED STRAIGHT



Code	Size	Finishing		
07700	3/8	Nickel	10	60
07701	1/2	Nickel	10	60
07703	3/4	Nickel	8	48

COMPRESSION ANGLE FOR COPPER PIPE



Code	Size	Finishing		
P7584	3/8 x 12	Nickel	10	60
P7586	1/2 x 12	Nickel	10	60
P7590	1/2 x 14	Nickel	10	60
P7592	1/2 x 15	Nickel	10	60


MALE ANGLE FOR PEX AND MULTILAYER PIPES



Code	Size	Finishing		
M7584	3/8	Nickel	10	60
M7592	M-24	Nickel	10	60

LOCKSHIELD MALE STRAIGHT FOR PEX AND MULTILAYER PIPES



Code	Size	Finishing		
07705	M-24	Nickel	10	60


DRAINER FOR RADIATOR



Code	Size	
04499	Seulement	100

AUTOMATIC DRAINER



Code	Size	Finishing	
504010	3/8 M	Laiton	30
504020	1/2 M	Laiton	30
504050	3/8 M	Chromé	30
504060	1/2 M	Chromé	30



HEATING KITS

HEATING KIT 1



Code	Size	Description
KC001	1/2	TB275 Thermostatic Valve M30 Screwed angle 1/2 X 1/2 +
		TB930 Thermostatic Head M30 Liquid +
		P7563 Lockshield: Screwed Angle 1/2 Nickel

HEATING KIT 2



Code	Size	Description
KC002	1/2	TB285 Thermostatic Valve M30 Screwed straight 1/2 X 1/2 +
		TB930 Thermostatic Head M30 Liquid +
		07701 Lockshield: Screwed Straight 1/2 Nickel

HEATING KIT 3



Code	Size	Description
KC003	1/2	TB215 Thermostatic Angle Valve 1/2 for Pex anfo Multilayer Pipes +
		TB910 Thermostatic Head M28 Liquid +
		M7592 Lockshield: Screwed Angle for Pex and Multilayer Pipes 1/2 Nickel +
		B4392 Fittings for Pex and Multilayer Pipes

HEATING KIT 4



Code	Size	Description
KC004	1/2 x 14	TB215 Thermostatic Angle Valve 1/2 for Pex anfo Multilayer Pipes +
		TB910 Thermostatic Head M28 Liquid +
		P7590 Lockshield: compression angle for copper pipe 1/2 Nickel

HEATING KIT 5



Code	Size	Description
KC005	1/2 x 15	TB215 Thermostatic Angle Valve 1/2 +
		TB910 Thermostatic Head M28 Liquid +
		P7592 Lockshield: compression angle for copper pipe 1/2 Nickel +
		N4381 Fittings for Copper Pipe

HEATING KIT 6



Code	Size	Description
KC006	1/2	TB910 Thermostatic Head M28 Liquid +
		P7592 Lockshield: compression angle for copper pipe 1/2 nickel +
		TB115 Thermostatic compression angle valve 1/2 nickel +
		N4381 Fittings for Copper Pipe

HEATING KIT 7



Code	Size	Description
KC007	1/2	P7590 Lockshield: compression angle for copper pipe 1/2 Nickel (2 units)

HEATING KIT 8



Code	Size	Description
KC008	16 mm	M7592 Lockshield: Screwed Angle for Pex and Multilayer Pipes 1/2 Nickel +
		M7455 Compression angles Valve 1/2 +
		B4392 Fittings for Pex and Multilayer Pipes

HEATING KIT 9



Code	Size	Description
KC009	1/2	TB215 Thermostatic Angle Valve 1/2 +
		TB905 Thermostatic Head M28 Wax +
		M7592 Lockshield: Screwed Angle for Pex and Multilayer Pipes 1/2 Nickel

HEATING KIT 10



Code	Size	Description
KC010	1/2	TB225 Thermostatic Valve M30 Screwed angle 1/2 X 1/2 +
		TB910 Thermostatic Head M28 Liquid +
		P7563 Lockshield: Screwed Angle 1/2 Nickel

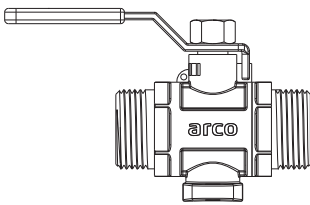
HEATING KIT 11



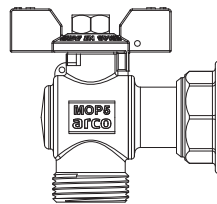
Code	Size	Description
KC011	1/2	TB225 Thermostatic Valve M30 Screwed angle 1/2 X 1/2 +
		TB905 Thermostatic Head M28 Wax +
		P7563 Lockshield: Screwed Angle 1/2 Nickel

GAS

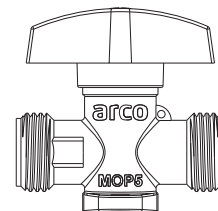
With over 35 years experience in the manufacture of gas valves, ARCO is now synonymous with quality and warranty. Wide range of valves for home networks, industrial and wireless equipment.




BALL VALVE



ANGLE METER



EQUIPMENT



MIÑO

Scope:

Valves of the MIÑO series are metallic stop valves with a ball closing element intended for domestic and industrial installations which are not concealed. Thanks to their construction and components, they are suitable for installations with all types of gas (family 1, 2 or 3) as specified in European Norm EN 437.

Main constructive features:

- Threaded connections as International Norm ISO 7.
- Lever and butterfly handle with hole for pb-sealing by gas companies.
- All valves present a security system which assures tightness and prevents manipulation of inner components.
- Outer tightness is assured by double O-rings on stem.
- Stem and all other valve components are assembled from inside, being thus inaccessible to outer manipulation.

Service conditions:

- Working pressure up to 5 bars, MOP 5 (as per European Norm EN331)
- Temperature range: From -40°C up to 60°C.

Materials used:

- All materials are appropriate to be in permanent contact with gases specified in this catalogue, meeting following norms:
- Elastomers (NBR) meet specifications of norm EN549.
- Grease used for lubrication meet specifications of norm EN337.
- Brass used for all metallic components meet specifications of norm EN12164 & EN12165.

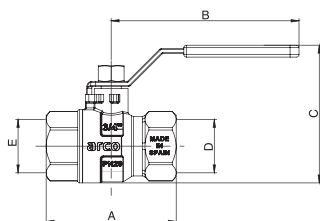
Certifications and tests:

- MIÑO valves meet all specifications of European Norm EN331 and the directive 2009/142/CE, as per CE conformity type certificate issued by AENOR.

FEMALE - FEMALE LEVER HANDLE



Code	Size	Finishing		
M1100	1/4F x 1/4F	Rough	Conformity	☑
M1101	3/8F x 3/8F	Rough	Conformity	☑
M1102	1/2F x 1/2F	Rough	Conformity	☑
M1103	3/4F x 3/4F	Rough	Conformity	☑
M1104	1F x 1F	Rough	Conformity	☑
M1105	1 1/4F x 1 1/4F	Rough	Conformity	☑
M1106	1 1/2F x 1 1/2F	Rough	Conformity	☑
M1107	2F x 2F	Rough	Conformity	☑
M1108	2 1/2F x 2 1/2F	Rough		

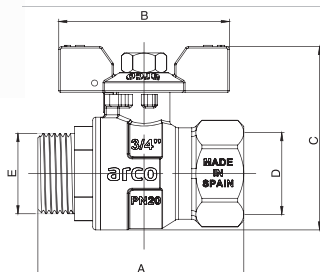


SIZE	A	B	C	D	E
1/4 FF	44	70	52	Rp 1/4	Rp 1/4
3/8 FF	44	70	52	Rp 3/8	Rp 3/8
1/2 FF	60	95	59	Rp 1/2	Rp 1/2
3/4 FF	66	95	70	Rp 3/4	Rp 3/4
1 FF	80	112	81	Rp 1	Rp 1
1 1/4 FF	89	112	90	Rp 1 1/4	Rp 1 1/4
1 1/2 FF	108	152	107	Rp 1 1/2	Rp 1 1/2
2 FF	125	152	127	Rp 2	Rp 2
2 1/2 FF	150	172	142	Rp 2 1/2	Rp 2 1/2

MALE - FEMALE BUTTERFLY HANDLE



Code	Size	Finishing		
M1130	3/4M x 3/4F	Rough	Conformity	☑
M1132	1M x 1F	Rough	Conformity	☑

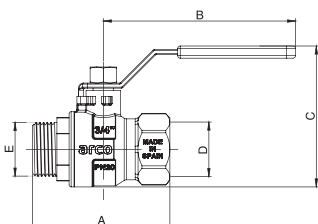


SIZE	A	B	C	D	E
3/4 MF	68	56	62	Rp 3/4	R 3/4
1 MF	87	80	74	Rp 1	R 1

MALE - FEMALE LEVER HANDLE



Code	Size	Finishing		
M1125	1/4M x 1/4F	Rough	☒	
M1127	1/2M x 1/2F	Rough	Conformity	☑
M1129	3/4M x 3/4F	Rough	Conformity	☑
M1131	1M x 1F	Rough	Conformity	☑

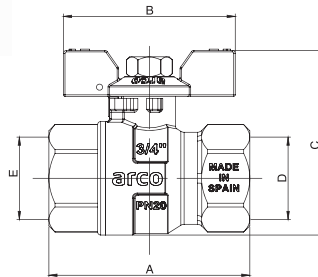


SIZE	A	B	C	D	E
1/4 MF	44	70	52	Rp 1/4	R 1/4
1/2 MF	61	95	59	Rp 1/2	R 1/2
3/4 MF	68	95	70	Rp 3/4	R 3/4
1 MF	87	112	81	Rp 1	R 1

FEMALE - FEMALE BUTTERFLY HANDLE



Code	Size	Finishing			
M1113	1/2F x 1/2F	Rough	Conformity	CE	25 50
M1114	3/4F x 3/4F	Rough	Conformity	CE	20 40
M1115	1F x 1F	Rough	Conformity	CE	10 20



SIZE	A	B	C	D	E
1/2 FF	60	56	53	Rp 1/2	Rp 1/2
3/4 FF	66	56	62	Rp 3/4	Rp 3/4
1 FF	80	80	74	Rp 1	Rp 1

FEMALE - FEMALE LEVER HANDLE



Code	Size	Finishing		
P0100	1/4F x 1/4F	Chrome	25	50
P0101	3/8F x 3/8F	Chrome	25	50
P0102	1/2F x 1/2F	Chrome	25	50
P0103	3/4F x 3/4F	Chrome	20	40
P0104	1F x 1F	Chrome	12	24
P0105	1 1/4F x 1 1/4F	Chrome	8	16
P0106	1 1/2F x 1 1/2F	Chrome	4	8
P0107	2F x 2F	Chrome	2	4

MALE - FEMALE LEVER HANDLE



Code	Size	Finishing		
M1127CR	1/2M x 1/2 F	Chrome	25	50
M1129CR	3/4M x 3/4 F	Chrome	20	40
M1131CR	1M x 1F	Chrome	12	24

FEMALE - FEMALE BUTTERFLY HANDLE



Code	Size	Finishing		
PM102	1/2F x 1/2F	Chrome	25	50
PM103	3/4F x 3/4F	Chrome	20	40
PM104	1F x 1F	Chrome	12	24



MALE - FEMALE BUTTERFLY HANDLE



Code	Size	Finishing		
M1128CR	1/2M x 1/2 F	Chrome	25	50
M1130CR	3/4M x 3/4 F	Chrome	20	40
M1132CR	1M x 1F	Chrome	12	24



FEMALE - FEMALE LEVER HANDLE



Code	Size	Finishing		
RU001	1/2F x 1/2F	Nickel	25	50
RU003	3/4F x 3/4F	Nickel	20	40



MALE - FEMALE LEVER HANDLE



Code	Size	Finishing		
RU005	1/2M x 1/2F	Nickel	25	50
RU007	3/4M x 3/4F	Nickel	20	40



FEMALE - FEMALE BUTTERFLY HANDLE



Code	Size	Finishing		
RU002	1/2F x 1/2F	Nickel	25	50
RU004	3/4F x 3/4F	Nickel	20	40

MALE - FEMALE BUTTERFLY HANDLE



Code	Size	Finishing		
RU006	1/2M x 1/2F	Nickel	25	50
RU008	3/4M x 3/4F	Nickel	20	40



FEMALE - FEMALE LEVER HANDLE AGA



Code	Size	Finishing		
A1101	3/8F x 3/8F	Chrome	25	50
A1102	1/2F x 1/2F	Chrome	25	50
A1103	3/4F x 3/4F	Chrome	20	40
A1104	1F x 1F	Chrome	12	24
A1105	1 1/4F x 1 1/4F	Chrome	8	16
A1106	1 1/2F x 1 1/2F	Chrome	4	8
A1107	2F x 2F	Chrome	2	4
A1108	2 1/2"F x 2 1/2"F	Chrome	2	4



MALE - FEMALE LEVER HANDLE AGA



Code	Size	Finishing		
M1145	1/2M x 1/2F	Chrome	25	50
M1150	3/4M x 3/4F	Chrome	20	40



COMPRESSION - COMPRESSION BUTTERFLY HANDLE AGA




Code	Size	Finishing		
00540	1/2 x 1/2	Chrome	25	50
00541	3/4 x 3/4	Chrome	20	40

FEMALE - FEMALE LEVER HANDLE GAS



Code	Size	Finishing		
IM101	3/8F x 3/8F	Chrome	25	50
IM102	1/2F x 1/2F	Chrome	25	50
IM103	3/4F x 3/4F	Chrome	20	40
IM104	1F x 1F	Chrome	12	24
IM105	1 1/4F x 1 1/4F	Chrome	8	16
IM106	1 1/2F x 1 1/2F	Chrome	4	8
IM107	2F x 2F	Chrome	2	4
IM108	2 1/2F x 2 1/2F	Chrome	2	4



V

Scope:

Valves of the V-82, V-83 with self-blocking system are metallic 1/4-turn stop valves with a ball closing element intended for domestic and industrial installations which are not concealed. Thanks to their construction and components, they are suitable for installations with all types of gas (family 1, 2 or 3) as specified in European Norm EN 437.

Main constructive features:

- Handles and bodies with hole for pb-sealing by gas companies.
- Different models of connections available: thread a sper ISO228, metric connections, tap connectors for soldering, compression.
- The self blocking security system was originally developed, patented and registered in 1982 by Arco as Utility Model 266.333.
- This security system assures tightness and prevents manipulation of inner components as well as accidental opening of the valve.
- Outer tightness is assured by double O-rings on stem.
- Stem and all other valve components are assembled from inside, being thus inaccessible to outer manipulation.

Materials used:

- All materials are appropriate to be in permanent contact with gases specified in this catalogue, meeting following norms:
- Elastomers (NBR) meet specifications of norm EN549.
- Grease used for lubrication meet specifications of norm EN337.
- Brass used for all metallic components meet specifications of norm EN12164 & EN12165.

Service conditions:

- Working pressure up to 5 bars, MOP 5 (as per European Norm EN331)
- Temperature range: From -40°C up to 60°C.

Certifications and Tests:

- V-82, V-83 valves with self-blocking system meet all specifications of European Norm EN331 and dimensional requirements of Spanish Norm UNE 60718, having thus right for having mark N by AENOR, (exception made for the valves with compression connections.)

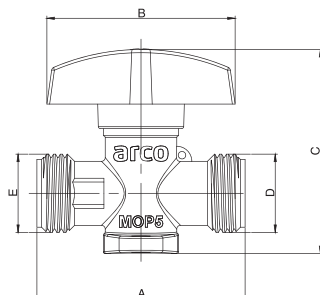


V-82

Code	Size	Type	Finishing		
00907	1/2M x 1/2M	With spring	Chrome	1	100



- Auto-lock opening and closing system



SIZE	A	B	C	D	E
1/2	55	50	54	G 1/2	G 1/2



V-82 WITH COUPLING

NEW

Code	Size	Type	Finishing		
00907R	1/2 x 14	With spring	Chrome	1	60



- For V pipe



V-82 OLIVE



Code	Size	Type	Finishing		
00910	1/2 x Olive	With spring	Chrome	1	45



V-82 OLIVE WITH COUPLING

NEW

Code	Size	Type	Finishing		
00910R	1/2 x 16 x 14	With spring	Chrome	1	60



-For V pipe



V-83 WITH COUPLING

NEW



Code	Size	Type	Finishing		
00601R	3/4 x 22	With spring	Chrome	1	40

-For V pipe

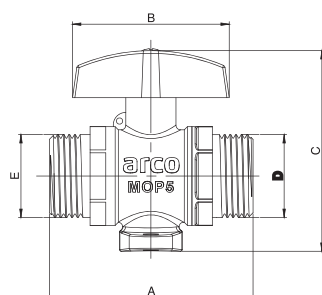


V-83



- Auto-lock opening and closing system

Code	Size	Type	Finishing		
00601	3/4M x 3/4M	Without spring	Chrome	1	40
00610	3/4M x 3/4M	With spring	Chrome	1	35



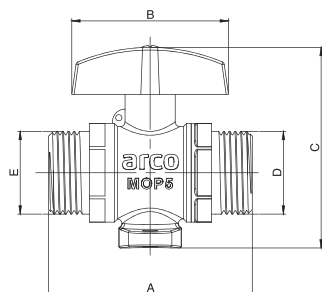
SIZE	A	B	C	D	E
3/4	65	50	65	G 3/4	G 3/4
3/4	65	50	70	G 3/4	G 3/4



V-90



Code	Size	Finishing		
00925	1/2M x 1/2M	Chrome	1	100



SIZE	A	B	C	D	E
1/2	56	46	50	G 1/2	G 1/2

PIPED GAS ACCESSORIES

NUT FOR FLAT JOINT CONNECTION WITHOUT HOLE FOR SEALING



Code	Size	Type	Finishing	
04309	1/2F x 15	for MCC 8-10-12	Rough	25
04310	1/2F x 15	for MCC 8-10-12	Chrome	25
04307	1/2F x 17	for MCC 14-15	Rough	25
04308	1/2F x 17	for MCC 14-15	Chrome	25

NUT FOR FLAT JOINT CONNECTION WITH HOLE FOR SEALING



Code	Size	Finishing	
04319	3/4F	Rough	25
04320	3/4F	Chrome	25
04321	1F	Rough	25
04331	7/8F	Rough	25
04323	1 1/4F	Rough	25

NUT FOR FLAT JOINT CONNECTION WITH HOLE FOR SEALING



Code	Size	for MCC	Finishing	
04300	1/2F x 15	8-10-12	Rough	25
04301	1/2F x 15	8-10-12	Chrome	25
04305	1/2F x 17	14-15	Rough	25
04306	1/2F x 17	14-15	Chrome	25

BRASS COUPLING FOR FLAT JOINT CONNECTION



Code	Size	Finishing	
04402	1/2 x 10	Rough	25
04403	1/2 x 12	Rough	25
04404	1/2 x 14	Rough	25
04405	1/2 x 15	Rough	25
04407	3/4 x 18	Rough	25

IRON COUPLING FOR FLAT JOINT CONNECTION



Code	Size	Finishing	
04486	3/4	Iron	25
04487	7/8	Iron	25
04488	1	Iron	25
04489	1 1/4	Iron	25

DRAINER



Code	Size	Finishing	
04484	12	Rough	100

CAP WITH HOLE FOR SEALING



Code	Size	Finishing	
04350	7/8M	Rough	25

GAS METER G4 HANGER



Code	Size	Finishing	
05150	Straight	Yellow painted	30
05151	Lateral	Yellow painted	20

CAP NUT WITH HOLE FOR SEALING



Code	Size	Finishing	
04340	1/2F	Rough	25
04341	3/4F	Rough	25
04345	7/8F	Rough	25
04342	1F	Rough	25

FLAT JOINT



Code	Size		
04699	3/8	Flat end racord	100
04701	1/2	Flat end racord	100
04700	1/2	Flanged end racord	100
04702	3/4	Flat end racord	100
04708	7/8	Flat end racord	100
04703	1	Flat end racord	100
04704	1 1/4	Flat end racord	100
04705	1 1/2	Flat end racord	100
04706	2	Flat end racord	100
04707	2 1/2	Flat end racord	100

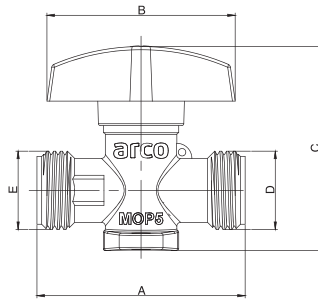


V-82



- Auto-lock opening and closing system

Code	Size	Type	Finishing		
00908	20 x 150	With spring	Chrome	1	100



SIZE	A	B	C	D	E
20 x 150	55	50	54	M.20x1.5	M.20x1.5

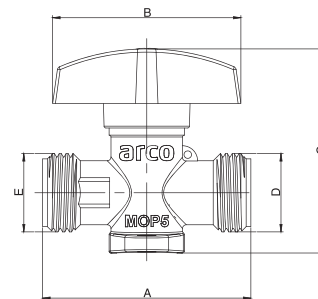


V-82 YELLOW HANDLE



- Auto-lock opening and closing system

Code	Size	Type	Finishing		
00922	20 x 150	With spring	Chrome	1	100



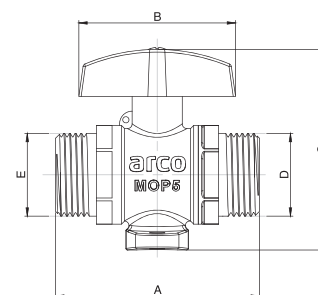
SIZE	A	B	C	D	E
20 x 150	55	50	54	M.20x1.5	M.20x1.5



V-90



Code	Size	Finishing		
00917	20 x 150	Chrome	1	100



SIZE	A	B	C	D	E
20 x 150	56	46	50	M.20x1.5	M.20x1.5

DOUBLE COLLECTOR



Code	Size	Finishing		
00615	20 x 150	Rough	8	16

PROPANE ACCESSORIES

COUPLING JOINT FLAT CONNECTION



Code	Size	Finishing	
02804	One size	Rough	25

ELBOW



Code	Size	Finishing	
04001	20 x 150	Rough	25

TEE



Code	Size	Finishing	
03901	20 x 150	Rough	25


RACORD



Code	Size	Finishing	
04201	20 x 150	Rough	25


BRASS COUPLING FOR JOINT FLAT CONNECTION



Code	Size	Finishing	
04402	1/2 x 10	Rough	25
04403	1/2 x 12	Rough	25
04405	1/2 x 15	Rough	25

NUT FOR JOINT FLAT CONNECTION WITHOUT HOLE FOR SEALING



Code	Size	Type	Finishing	
04311	20 x 150	for MCC 8-10-12	Rough	25
04312	20 x 150	for MCC 8-10-12	Chrome	25
04335	20 x 150	for MCC 14-15	Rough	25
04336	20 x 150	for MCC 14-15	Chrome	25

FLAT JOINT





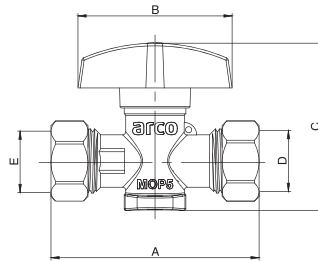
Code	Size	
04701	1/2	100

V-82 HERMETO



- Auto-lock opening and closing system

Code	Size	Finishing		
00902	10	Chrome	1	60
00903	12	Chrome	1	50





SIZE	A	B	C	D	E
10	61	50	52	Ø10	Ø10
12	67	50	54	Ø12	Ø12

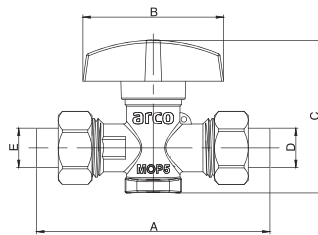


V-82 SOLDER



- Auto-lock opening and closing system

Code	Size	Finishing		
M0905	10	Chrome	1	50
00911	12	Chrome	1	50



SIZE	A	B	C	D	E
10	79	50	54	Ø10	Ø10
12	79	50	54	Ø12	Ø12

BUTANE ACCESSORIES

REDUCED COMPRESSION FITTING WITH FLAT JOINT



Code	Size	Finishing	📦
03204	1/2F x 10	Chrome	25
03206	1/2F x 12	Chrome	25
03210	3/4F x 10	Chrome	25
03212	3/4F x 12	Chrome	25

REDUCED COMPRESSION FITTING



Code	Size	Finishing	📦
02608	8 x 10	Chrome	25
02610	10 x 12	Chrome	25

JOINT COMPRESSION FITTING



Code	Size	Finishing	📦
02604	10	Chrome	25
02606	12	Chrome	25

COUPLING COMPRESSION FITTING



Code	Size	Finishing	📦
02704	10	Chrome	25
02706	12	Chrome	25

TEE COMPRESSION FITTING



Code	Size	Finishing	📦
03004	10	Chrome	25
03006	12	Chrome	25

ELBOW COMPRESSION FITTING



Code	Size	Finishing	📦
03104	10	Chrome	25
03106	12	Chrome	25

NUT COMPRESSION



Code	Size	Finishing	📦
03302	8	Chrome	100
03304	10	Chrome	100
03306	12	Chrome	100

SLEEVE COMPRESSION



Code	Size	📦
03401	8	100
03402	10	100
03403	12	100
03404	15	100

JOINT FLAT FOR REDUCED COMPRESSION FITTING



Code	Size	📦
R4701	1/2	100
R4702	3/4	100

COUPLING



Code	Size	Finishing	📦
02802	10	Rough	25
02803	12	Rough	25

SOLDER COUPLING



Code	Size	Finishing	📦
02902	10	Rough	25
02903	12	Rough	25

SOLDER JOINT




Code	Size	Finishing	📦
03602	10	Rough	25
03603	12	Rough	25

BUTANE ACCESSORIES


SOLDER ELBOW



Code	Size	Finishing	
03702	10	Rough	25

SOLDER TEE



Code	Size	Finishing	
03802	10	Rough	25
03803	12	Rough	25

BRASS TEE D-10



Code	Size	Finishing	
03504	10	Chrome	25

BRASS TEE



Code	Size	Finishing	
03505	One size	Rough	25

ZAMAK TEE



Code	Size	Finishing	
03507	One size	Zamak	25



TER

Scope:

Valves of the TER series are metallic stop valves with a ball closing element intended for domestic and industrial installations which are not concealed. Thanks to their construction and components, they are suitable for installations with all types of gas (family 1, 2 or 3) as specified in European Norm EN 437.

Main constructive features:

- Treaded connections as International Norm ISO 228.
- Threaded connections male-male or male-swivel nut meet specifications of European Norm EN331 and Directive 2009/142/CE, in accordance with Conformity Certificate issued by AENOR.
- Threaded connections male-female meet specifications of European Norm EN331 as well as dimensional requirements of Spanish norm UNE 60718, having rights to bear N mark by AENOR.
- Handles and bodies with hole for pb-sealing by gas companies.
- All valves present a security system which assures tightness and prevents manipulation of inner components.
- Outer tightness is assured by double O-rings on stem.
- Stem and all other valve components are assembled from inside, being thus inaccessible to outer manipulation.

Service conditions:

- Working pressure up to 5 bars, MOP 5 (as per European Norm EN331).
- Temperature range: From -40°C up to 60°C.

Materials used:

All materials are appropriate to be in permanent contact with gases specified in this catalogue, meeting following norms:

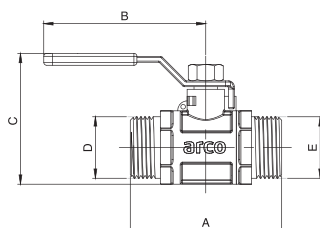
- Elastomers (NBR) meet specifications of norm EN549.
- Grease used for lubrication meet specifications of norm EN337.
- Brass used for all metallic components meet specifications of norm EN12164 & EN12165.



MALE - MALE LEVER HANDLE



Code	Size	Finishing		
00516	1/2M x 1/2M	Rough	25	50
00501	3/4M x 3/4M	Rough	20	40
00530	3/4M x 3/4M [CG]	Rough	20	40
00503	1M x 1M	Rough	15	30
00505	1 1/4 M x 1 1/4 M	Rough	8	16
00507	1 1/2 M x 1 1/2 M	Rough	4	8
00508	2M x 2M	Rough	2	4
00509	2 1/2 M x 2 1/2 M	Rough	2	4



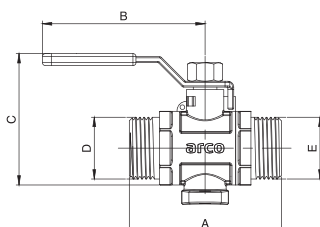
SIZE	A	B	C	D	E
1/2 MM	55	70	56	G 1/2	G 1/2
3/4 MM	65	70	56	G 3/4	G 3/4
3/4 MM [CG]	65	95	69	G 3/4	G 3/4
1 MM	75	95	69	G 1	G 1
1 1/4 MM	85	112	86	G 1 1/4	G 1 1/4
1 1/2 MM	100	112	98	G 1 1/2	G 1 1/2
2 MM	125	154	113	G 2	G 2
2 1/2 MM	140	154	129	G 2 1/2	G 2 1/2



MALE - MALE LEVER HANDLE WITH FLANGE



Code	Size	Finishing		
00604	1/2M x 1/2M	Rough	25	50
00605	3/4M x 3/4M	Rough	20	40



SIZE	A	B	C	D	E
1/2 M x 1/2 M	55	70	65	G 1/2	G 1/2
3/4 M x 3/4 M	65	70	65	G 3/4	G 3/4

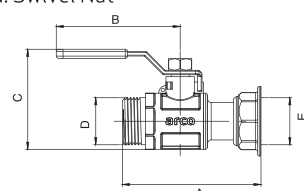


STRAIGHT METER LEVER HANDLE



Code	Size	Finishing		
00593	3/4M x 3/4SN	Rough	20	40
00510	7/8M x 7/8SN	Rough	15	30
00595	1M x 1SN	Rough	15	30
00512	1 1/4M x 1 1/4SN	Rough	8	16

SN: Swivel Nut



SIZE	A	B	C	D	E
3/4 M x 3/4 SN	68	70	56	G 3/4	G 3/4
7/8 M x 7/8 SN	70	70	63	G 7/8	G 7/8
1 M x 1 SN	75	95	69	G 1	G 1
1 1/4 M x 1 1/4 SN	95	112	86	G 1 1/4	G 1 1/4

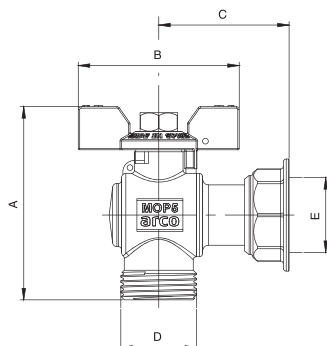


ANGLE METER BUTTERFLY HANDLE



Code	Size	Finishing		
00497	3/4M x 3/4SN	Rough	20	40
00514	7/8M x 7/8SN	Rough	15	30
00536	1 1/4M x 1 1/4SN	Rough	8	16

SN: Swivel Nut

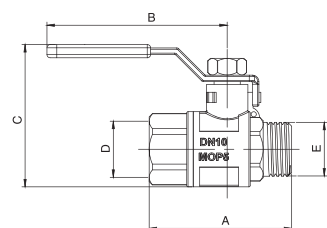


SIZE	A	B	C	D	E
3/4 M x 3/4 SN	67	56	35	G 3/4	G 3/4
7/8 M x 7/8 SN	74	56	37	G 7/8	G 7/8
1 1/4 M x 1 1/4 SN	95	80	53	G 1 1/4	G 1 1/4

MALE - FEMALE LEVER HANDLE



Code	Size	Finishing	Conformity		
00582	1/2M x 1/2F	Rough	CE	25	50
00583	3/4M x 3/4F	Rough	CE	20	40



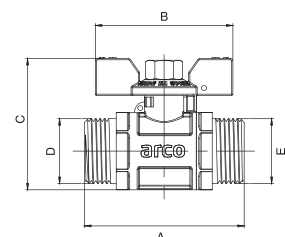
SIZE	A	B	C	D	E
1/2 M x 1/2 F	55	70	56	Rp 1/2	G 1/2
3/4 M x 3/4 F	65	70	69	Rp 3/4	G 3/4



MALE - MALE BUTTERFLY HANDLE



Code	Size	Finishing		
00517	1/2M x 1/2M	Rough	25	50
00502	3/4M x 3/4M	Rough	20	40
00500	3/4M x 3/4M [CG]	Rough	20	40
00504	1M x 1M	Rough	15	30
00506	1 1/4M x 1 1/4M	Rough	8	16

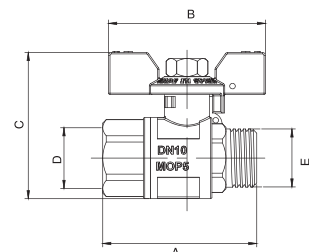


SIZE	A	B	C	D	E
1/2 MM	55	56	52	G 1/2	G 1/2
3/4 MM	65	56	54	G 3/4	G 3/4
3/4 MM [CG]	65	56	60	G 3/4	G 3/4
1 MM	75	56	60	G 1	G 1
1 1/4 MM	85	80	76	G 1 1/4	G 1 1/4

MALE - FEMALE BUTTERFLY HANDLE



Code	Size	Finishing	Conformity		
00580	1/2M x 1/2F	Rough	CE	25	50
00581	3/4M x 3/4F	Rough	CE	20	40



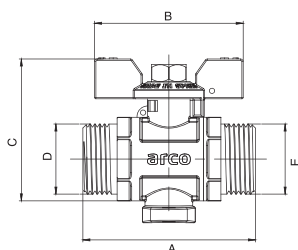
SIZE	A	B	C	D	E
1/2 M x 1/2 F	55	56	52	Rp 1/2	G 1/2
3/4 M x 3/4 F	65	56	60	Rp 3/4	G 3/4



MALE - MALE BUTTERFLY HANDLE WITH FLANGE



Code	Size	Finishing		
00603	1/2M x 1/2M	Rough	25	50
00600	3/4M x 3/4M	Rough	20	40



SIZE	A	B	C	D	E
1/2 MM	55	56	62	G 1/2	G 1/2
3/4 MM	65	56	62	G 3/4	G 3/4

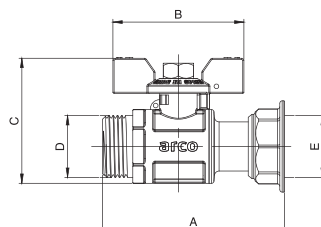


STRAIGHT METER BUTTERFLY HANDLE



Code	Size	Finishing		
00596	3/4M x 3/4SN	Rough	20	40
00511	7/8M x 7/8SN	Rough	15	30
00598	1M x 1SN	Rough	15	30
00515	1 1/4M x 1 1/4SN	Rough	8	16

SN: Swivel Nut



SIZE	A	B	C	D	E
3/4 M x 3/4 SN	68	56	54	G 3/4	G 3/4
7/8 M x 7/8 SN	70	56	61	G 7/8	G 7/8
1 M x 1 SN	75	56	61	G 1	G 1
1 1/4 M x 1 1/4 SN	95	80	76	G 1 1/4	G 1 1/4

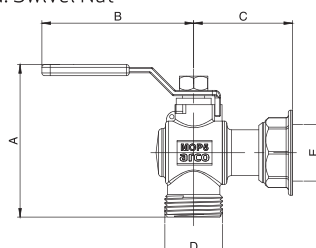


ANGLE METER LEVER HANDLE



Code	Size	Finishing		
00498	3/4M x 3/4SN	Rough	20	40
00513	7/8M x 7/8SN	Rough	15	30
00535	1 1/4M x 1 1/4SN	Rough	8	16

SN: Swivel Nut



SIZE	A	B	C	D	E
3/4 M x 3/4 SN	73	70	35	G 3/4	G 3/4
7/8 M x 7/8 SN	76	70	37	G 7/8	G 7/8
1 1/4 M x 1 1/4 SN	108	95	53	G 1 1/4	G 1 1/4



SPECIAL GAS VALVES

PATERES Series are 1/4 turn metal ball valves, with the following characteristics features:

They are intended for domestic and commercial installations that use first, second and third gases families specified in European Standard EN 437.

- Connections are intended for welding.
- Equipped with a dual safety system that prevents accidental opening of the valves and at the same time prevents the manipulation of its internal components.
- The handle facilitates an ergonomic operation of the valves.

Working pressure up to 5 bar (MOP 5 according to European standard EN 331).

- Operating temperature from -40 °C to 60 °C.

PATERES Series meet specifications of European Standard EN 331, according to tests conducted by the Laboratory of Gas Repsol YPF laboratory, in each of the models that comprise this series.

SPECIAL GAS VALVES

GLP 1/2



Code	Finishing		
BL849	Chrome	1	24

BOILER 3/4



Code	Finishing		
BL851	Chrome	1	24
BL852	Chrome	Nut 3/4 + MCC 18+ Seal	1 24

COOKER



Code	Finishing		
BL875	Chrome	1	24

GLP



Code	Size	Finishing		
04172	12	Rough	IN LINE	25 50
04175	15	Rough	IN LINE	25 50
04178	18	Rough	IN LINE	25 50
04182	22	Rough	IN LINE	25 50
04152	12	Rough	TERMINAL	25 50
04155	15	Rough	TERMINAL	25 50
04158	18	Rough	TERMINAL	25 50
04162	22	Rough	TERMINAL	25 50

SPECIAL GAS VALVES

BOILER



Code	Size	Finishing			
04183	22	Rough	IN LINE	25	50
04163	22	Rough	TERMINAL	25	50

COOKER



Code	Size	Finishing			
04188	12 x 15	Rough	IN LINE	20	40
04186	15 x 22	Rough	IN LINE	20	40
04187	12 x 15	Rough	TERMINAL	20	40
04185	15 x 22	Rough	TERMINAL	20	40



BRASS FITTINGS

Scope:

Brass fittings for high and low density polyethylene pipe are suitable for domestic, industrial and water supplies distribution.

Technical features:

- Availability in internal and external nut, according to the series.
- Metallic fastener ring.
- Brass color surface finishing.
- Wide range of figures and sizes, from 20mm to 63mm.
- Flange fittings for big sizes, from 75mm, 90mm and 110mm.

Service conditions:



- Nominal pressure: 16 bar.
- Test pressure: 25 bar.
- Fluid: potable water.
- Working temperature: 85°C.

BRASS /External Nut

Brass Fittings for Polyethylene pipes PN16 bar



COUPLING DOUBLE



Code	Size		
46020	20 x 20	10	40
46025	25 x 25	10	20
46032	32 x 32	5	15
46040	40 x 40	1	12
46050	50 x 50	1	8
46063	63 x 63	1	3



COUPLING MALE



Code	Size		
45020	1/2 x 20	10	60
45025	3/4 x 25	10	40
45032	1 x 32	10	30
45040	1 1/4 x 40	1	20
45050	1 1/2 x 50	1	10
45063	2 x 63	1	6



COUPLING FEMALE



Code	Size		
44020	1/2 x 20	10	60
44025	3/4 x 25	10	40
44032	1 x 32	10	20
44040	1 1/4 x 40	1	20
44050	1 1/2 x 50	1	10
44063	2 x 63	1	6



ELBOW DOUBLE



Code	Size		
47020	20 x 20	10	40
47025	25 x 25	10	20
47032	32 x 32	1	15
47040	40 x 40	1	10
47050	50 x 50	1	5
47063	63 x 63	1	3



ELBOW MALE



Code	Size		
48020	1/2 x 20	10	60
48025	3/4 x 25	10	30
48032	1 x 32	1	25
48040	1 1/4 x 40	1	10
48050	1 1/2 x 50	1	6
48063	2 x 63	1	3



ELBOW FEMALE



Code	Size		
49020	1/2 x 20	10	60
49025	3/4 x 25	10	30
49032	1 x 32	1	25
49040	1 1/4 x 40	1	10
49050	1 1/2 x 50	1	6
49063	2 x 63	1	3



TEE EQUAL



Code	Size		
50020	20 x 20 x 20	10	30
50025	25 x 25 x 25	5	15
50032	32 x 32 x 32	1	10
50040	40 x 40 x 40	1	6
50050	50 x 50 x 50	1	4
50063	63 x 63 x 63	1	3



TEE MALE



Code	Size		
52020	20 x 1/2 x 20	10	30
52025	25 x 3/4 x 25	10	20
52032	32 x 1 x 32	5	15
52040	40 x 1 1/4 x 40	1	6
52050	50 x 1 1/2 x 50	1	10
52063	63 x 2 x 63	1	3



TEE FEMALE



Code	Size		
51020	20 x 1/2 x 20	10	30
51025	25 x 3/4 x 25	10	20
51032	32 x 1 x 32	1	15
51040	40 x 1 1/4 x 40	1	6
51050	50 x 1 1/2 x 50	1	4
51063	63 x 2 x 63	1	3

WALLPLATE ELBOW




Code	Size		
53020	1/2 x 20	10	40
53025	3/4 x 25	5	30
53032	1 x 32	1	20

BRASS/EXTERNAL NUT

Brass Fittings for Polyethylene pipes PN16 bar

TUBE SUPPORT



Code	Size	
68100	20	10
68105	25	10
68110	32	10
68115	40	10
68120	50	5
68125	63	1

NUT



Code	Size
A68600	20
A68605	25
A68610	32
A68615	40
A68620	50
A68625	63

SLEEVE



Code	Size
A68700	20
A68705	25
A68710	32
A68715	40
A68720	50
A68725	63

WASHER



Code	Size
A68740	20
A68741	25
A68742	32
A68743	40
A68744	50
A68745	63

O-RING





Code	Size
A68800	20
A68805	25
A68810	32
A68815	40
A68820	50
A68825	63

BRASS/INTERNAL NUT

Brass Fittings for Polyethylene pipes PN16 bar



COUPLING DOUBLE



Code	Size		
62020	20 x 20	10	40
62025	25 x 25	10	30
62032	32 x 32	5	20
62040	40 x 40	1	15
62050	50 x 50	1	9
62063	63 x 63	1	4

LONG COUPLING DOUBLE



Code	Size		
62020L	20 x 20	10	30
62025L	25 x 25	10	30
62032L	32 x 32	5	20

COUPLING MALE



Code	Size		
61020	1/2 x 20	10	70
61021	1/2 x 25	1	50
61024	3/4 x 20	1	70
61025	3/4 x 25	10	50
61032	1 x 32	10	30
61040	1 1/4 x 40	1	20
61050	1 1/2 x 50	1	10
61063	2 x 63	1	6

COUPLING FEMALE



Code	Size		
60020	1/2 x 20	10	70
60021	1/2 x 25	1	50
60024	3/4 x 20	10	50
60025	3/4 x 25	10	50
60026	3/4 x 32	1	30
60032	1 x 32	10	30
60040	1 1/4 x 40	1	20
60050	1 1/2 x 50	1	10
60063	2 x 63	1	6

COUPLING LOOSE NUT



Code	Size		
69020	1/2 x 20	10	60
69025	3/4 x 25	10	30

ELBOW DOUBLE



Code	Size		
63020	20 x 20	10	40
63025	25 x 25	10	20
63032	32 x 32	5	15
63040	40 x 40	1	8
63050	50 x 50	1	4
63063	63 x 63	1	3

ELBOW MALE





Code	Size		
64020	1/2 x 20	10	50
64021	1/2 x 25	1	40
64025	3/4 x 25	10	40
64026	3/4 x 32	1	20
64032	1 x 32	5	20
64040	1 1/4 x 40	1	12
64050	1 1/2 x 50	1	9
64063	2 x 63	1	4

BRASS/INTERNAL NUT

Brass Fittings for Polyethylene pipes PN16 bar

ELBOW FEMALE



Code	Size		
65020	1/2 x 20	10	50
65021	1/2 x 25	1	40
65025	3/4 x 25	10	40
65032	1 x 32	5	20
65040	1 1/4 x 40	1	15
65050	1 1/2 x 50	1	10
65063	2 x 63	1	4



ELBOW LOOSE NUT



Code	Size		
69120	1/2 x 20	10	40
69125	3/4 x 25	10	30



TEE EQUAL



Code	Size		
66020	20 x 20 x 20	10	20
66025	25 x 25 x 25	5	15
66032	32 x 32 x 32	5	15
66040	40 x 40 x 40	1	8
66050	50 x 50 x 50	1	4
66063	63 x 63 x 63	1	2



TEE MALE



Code	Size		
67020	20 x 1/2 x 20	10	30
67021	25 x 1/2 x 25	1	20
67025	25 x 3/4 x 25	10	20
67032	32 x 1 x 32	5	15
67040	40 x 1 1/4 x 40	1	8
67050	50 x 1 1/2 x 50	1	4
67063	63 x 2 x 63	1	3

TEE FEMALE





Code	Size		
68020	20 x 1/2 x 20	10	30
68021	25 x 1/2 x 25	1	20
68025	25 x 3/4 x 25	10	20
68026	32 x 3/4 x 32	1	15
68032	32 x 1 x 32	1	15
68040	40 x 1 1/4 x 40	1	8
68050	50 x 1 1/2 x 50	1	4
68063	63 x 2 x 63	1	3

BRASS/INTERNAL NUT

Brass Fittings for Polyethylene pipes PN16 bar


ELBOW APLIQUE



Code	Size		
68090	1/2 x 20	10	40
680903	1/2 x 25	1	30
680901	3/4 x 25	5	30
680902	1 x 32	1	20

TUBE SUPPORT



Code	Size	
68100	20	10
68105	25	10
68110	32	10
68115	40	10
68120	50	5
68125	63	1

NUT



Code	Size
A68200	20
A68205	25
A68210	32
A68215	40
A68220	50
A68225	63

SLEEVE



Code	Size
A68300	20
A68305	25
A68310	32
A68315	40
A68320	50
A68325	63

WASHER



Code	Size
A68400	20
A68405	25
A68410	32
A68415	40
A68420	50
A68425	63



O-RING



Code	Size
A68500	20
A68505	25
A68510	32
A68515	40
A68520	50
A68525	63



COUPLING DOUBLE



Code	Size		
68080	75 x 75	1	4
68081	90 x 90	1	4
68082	110 x 110	1	2



COUPLING MALE



Code	Size		
68075	2 1/2 x 75	1	6
68076	3 x 90	1	5
68077	4 x 110	1	2



COUPLING FEMALE



Code	Size		
68070	2 1/2 x 75	1	6
68071	3 x 90	1	5
68072	4 x 110	1	3



ELBOW DOUBLE



Code	Size		
68085	75 x 75	1	3
68086	90 x 90	1	1
68087	110 x 110	1	1



ELBOW MALE



Code	Size		
68088	2 1/2 x 75	1	4
68089	3 x 90	1	2
68098	4 x 110	1	1



ELBOW FEMALE



Code	Size		
68091	2 1/2 x 75	1	4
68092	3 x 90	1	1
68093	4 x 110	1	1



TEE EQUAL




Code	Size		
68094	75 x 75 x 75	1	2
68095	90 x 90 x 90	1	1
68096	110 x 110 x 110	1	1

TEE FEMALE



Code	Size		
68097	75 x 2 1/2 x 75	1	2
68073	90 x 3 x 90	1	1
68074	110 x 4 x 110	1	1



BRONZE FITTINGS

Application:

Bronze fittings for solder and thread connections are suitable for domestic, industrial and water supplies distribution.

Technical features:



- Surface free of impurities to improve the soldering.
- Wide range of figures and sizes, from 12mm to 54mm.

Service conditions:

- Nominal pressure: 16 bar.
- Test pressure: 25 bar.
- Fluid: cold potable water and hot water supplies.
- Working temperature: cold and hot water up to 95°C.



4090 G ELBOW SOLDER - FEMALE



Code	Size		
4090G05	3/8 x 12	10	150
4090G10	1/2 x 12	10	150
4090G15	1/2 x 14	10	120
4090G20	1/2 x 15	10	250
4090G25	3/4 x 15	10	120
4090G30	1/2 x 16	10	120
4090G35	1/2 x 18	10	200
4090G40	3/4 x 18	10	100
4090G45	1/2 x 22	10	100
4090G50	3/4 x 22	10	100
4090G55	1 x 22	10	100
4090G60	3/4 x 28	10	50
4090G65	1 x 28	10	50



4092 G ELBOW SOLDER - MALE



Code	Size		
4092G15	1/2 x 15	10	250
4092G20	1/2 x 18	10	200
4092G25	3/4 x 18	10	100
4092G30	3/4 x 22	10	100
4092G35	1 x 28	10	50
4092G40	1 1/4 x 35	5	50



4130 G TEE SOLDER - FEMALE



Code	Size		
4130G05	3/8 x 12	10	150
4130G10	1/2 x 12	10	150
4130G15	1/2 x 14	10	120
4130G20	1/2 x 15	10	250
4130G25	1/2 x 16	10	100
4130G30	1/2 x 18	10	100
4130G35	3/4 x 18	10	100
4130G40	1/2 x 22	10	70
4130G45	3/4 x 22	10	70
4130G50	3/4 x 28	5	70
4130G55	1 x 28	5	50



4243 G COUPLING SOLDER - MALE



Code	Size		
4243G05	3/8 x 12	10	500
4243G10	1/2 x 12	10	300
4243G15	1/2 x 14	10	200
4243G20	3/8 x 15	10	600
4243G25	1/2 x 15	10	250
4243G30	3/4 x 15	10	250
4243G35	1/2 x 18	10	150
4243G40	3/4 x 18	10	120
4243G45	1/2 x 22	10	150
4243G50	3/4 x 22	10	120
4243G55	1 x 22	10	100
4243G60	3/4 x 28	10	100
4243G65	1 x 28	10	100
4243G70	1 1/4 x 28	10	100
4243G75	1 1/4 x 35	10	100
4243G80	1 1/2 x 42	5	50
4243G85	2 x 54	5	30



4270 G COUPLING SOLDER - FEMALE



Code	Size		
4270G05	3/8 x 12	10	200
4270G10	1/2 x 12	10	200
4270G15	3/8 x 15	10	250
4270G20	1/2 x 15	10	200
4270G25	3/4 x 15	10	250
4270G30	1/2 x 18	10	100
4270G35	3/4 x 18	10	150
4270G40	1/2 x 22	10	100
4270G45	3/4 x 22	10	100
4270G55	3/4 x 28	10	100
4270G60	1 x 28	10	100
4270G65	1 1/4 x 28	5	60
4270G70	1 1/4 x 35	5	25
4270G75	1 1/2 x 42	5	45
4270G80	2 x 54	5	35

4472 G WALLPLATE ELBOW SOLDER - FEMALE



Code	Size		
4472G05	1/2 x 12	10	100
4472G10	1/2 x 14	10	100
4472G15	1/2 x 15	10	200
4472G20	1/2 x 16	10	100
4472G25	1/2 x 18	10	100



TAP CONNECTORS

Application:

Tap connector copper fittings for copper pipes are recommended for a wide range of applications for fluids distribution and conduction.

Domestic and industrial installations of drinking water.

Production and distribution of domestic hot water

Heating



Domestic and industrial gaz installation

Geothermal applications

TAP CONNECTORS



5066 STRAIGHT TAP CONNECTOR FLAT JOINT



Code	Size		
P4525FR	3/8 x 10	10	500
P4526FR	3/8 x 12	10	500
P4527FR	3/8 x 14	10	500
P4528FR	3/8 x 15	10	250
P4520FR	1/2 x 10	10	400
P4529FR	1/2 x 12	10	400
P4530FR	1/2 x 14	10	350
P4531FR	1/2 x 15	10	350
P4532FR	1/2 x 16	10	400
P4533FR	1/2 x 18	10	300
P4534FR	1/2 x 22	10	250
P4535FR	3/4 x 14	10	200
P4536FR	3/4 x 15	10	250
P4537FR	3/4 x 16	10	200
P4538FR	3/4 x 18	10	200
P4550FR	3/4 x 20	10	150
P4539FR	3/4 x 22	10	150
P4540FR	3/4 x 28	10	100
P4541FR	1 x 18	10	150
P4542FR	1 x 22	10	150
P4543FR	1 x 28	10	100
P4544	1 1/4 x 28	10	60
P4545	1 1/4 x 35	10	50
P4546	1 1/2 x 42	5	40
P4549	2 x 42	5	20
P4547	2 x 54	4	20

5065 BENT TAP CONNECTOR LONG PATTERN FLAT JOINT



Code	Size		
P4561FR	1/2 x 12	10	300
P4562FR	1/2 x 14	10	250
P4563FR	1/2 x 15	10	250
P4564FR	1/2 x 16	10	200
P4565FR	1/2 x 18	10	200
P4566FR	1/2 x 22	10	100
P4567FR	3/4 x 14	10	200
P4568FR	3/4 x 15	10	150
P4569FR	3/4 x 16	10	150
P4570FR	3/4 x 18	10	150
P4576FR	3/4 x 20	10	150
P4573FR	1 x 22	10	80
P4575FR	1 x 28	10	70

GENERAL CONDITIONS OF SALE

GENERAL CONDITIONS OF SALE

1. ORDERS:

Every order received by post, mail or fax will be considered final. Arco will only acknowledge receipt or confirmation of order upon buyer's specific request.

Number of items ordered must be multiples of the packing units as described in general catalogue. Arco reserves the right to accept or refuse any order.

All the orders will be understood like purchase in firm. The references of the order will supply themselves in complete boxes according to rate in force.

2. TRANSPORT:

Arco and buyer agree with International Incoterms the Transport Conditions in which the goods will be transported. The conditions may vary depending on destination, price and amount of order.

In case of carriage paid, Arco chooses the transport company.

The goods are considered sold once they get to Arco's warehouse. Date of dispatch is stated on the delivery note.

The goods travel at risk of the buyer even in transportation is carriage paid. Arco accepts no responsibility for any delay in transport.

3. RECEPTION:

During delivery, goods must be checked by the addressee on number of palets, boxes, packing aspect. In case of any irregularity or visible damage occurred during transportation, the buyer must state his observations on the delivery note, complain to the transport company and inform Arco's Export Department within 48 hours. Otherwise it will be assumed that transport and delivery has been effected correctly. Arco therefore will not assume any later claims.

Every order over 480 € (indirect taxes done not include depend on different areas), will be sent to free freight to the destiny where the agency have its direct service. Since this point the forwarding will be for account of VALVULAS ARCO, S.L. if the order surpasses the 600 € (indirect taxes done not include).

The transport freight belong to the orders that be requested urgent and that need another different agency to which Arco has selected they will be for account of the client.

It is necessary the verification of the number of pallets received and the good state of the packaging. Any anomaly should be communicated immediately to the transport company, indicating in the invoice of delivery of the transport.

4. GUARANTEE:

Defective goods will be replaced only after checking by Arco's Technical Department. Any Compensations for direct or indirect damage caused by a defective product is subject to prior approval and acceptance of product liability by Arco's Insurance Company. Claims for defects or damages caused by ageing, corrosion, faulty installation or installation under extreme conditions will not be considered.

According to the legislation and validation by the technical personnel of VALVULAS ARCO, S.L.

5. REFUNDS:

Once the goods are invoiced, they are considered sold and consequently no returns are accepted. In case of any error of code or quantity during the order process, following has to be taken into account:

GENERAL CONDITIONS OF SALE

Exchange of goods must be authorised by Arco 's Export Department. Arco warehouse will not accept any goods without this authorisation.

Products that are out of catalogue, goods in open or unsealed boxes and products that have been modied by Arco in design or function will not be admitted.

All goods returned to Arco have to be delivered carriage paid except when error was on Arco 's side.

It will be indispensable requirement to proceed to carry out any refund, (credit note) to fill the request "Standardized Form of Product Return" . The request should be sent by fax, e-mail, to Valves Arco, following the instructions of that model. It authorized the same one, they should remit the material with descriptive invoice of their shipment. In case of returning non-faulty goods that are in perfect state , following has to be taken into account:

Return of goods must be rst authorised by Arco 's Export.

Department. Arco warehouse will not accept any goods without this authorisation. Upon Receipt, Arco 's Technical department will report a list with accepted items. Refund in form of credit note only on accepted goods will undergo following reductions on invoiced prices:

- a. goods invoiced > 6 months: 15%
- b. goods invoiced > 12 months: 30%
- c. goods invoiced > 24 months: 50%

All goods returned to Arco have to be delivered carriage paid.

Arco will not admitte any material that it is out of catalogue, or that being in catalogue have suffered modications of design or functional. The guarantees by refunds of not defected material and in good condition they will have a reduction of price in function of the following scale:

Refund in date: reduction

Over

Six months from date of invoice: 15%

Twelve months from date of invoice: 30%

Twenty-four months from date of invoice: 50%

6. PAYMENT TERMS:

The conditions are those agreed by both parties and indicated on invoice. The sale is made to ownership reserve clause. Ownership is transferred to the buyer only when payment has been made. If payment is not made by due date, interest will be charge. In the case of late payment, Arco reserves the right to postpone delivery of goods and report about delay to Arco 's International Credit Insurance without prior warning.

60 days from invoice date. 1% discount inside the 21 days invoice date.

7. GENERAL PRODUCT CATALOGUE AND PRICE LIST:

The present price list replaces any previous one. VALVULAS ARCO, S.L., reserved its right to change, at any moment, the design, price, packing or materials of any of its products.

8. ACCEPTANCE:

By accepting the delivery, the buyer agrees to the above mentioned clauses unconditionally. In case of any dispute, Valvulas Arco, S.L. will try to settle the matter by amicable means. However, in case of legal action, the only competent authority will be the Court of Valencia.

The fact to place an order to VALVULAS ARCO, S.L., implies the acceptance of all the general conditions of sale.

